

SERVICE MANUAL

SKIDSTEER LOADER
**135 [T4F], 150T [T4F], 155 [T4F],
175 [T4F], 190T [T4F],
205T [T4F], 210 [T4F], 215 [T4F]**

EN - 9813/9750
ISSUE 1 - 05/2017


This manual contains original instructions, verified by the manufacturer (or their authorized representative).

Copyright 2017 © JCB SERVICE
All rights reserved. No part of this publication may be reproduced, stored in a retrieval system, or transmitted in any form or by any other means, electronic, mechanical, photocopying or otherwise, without prior permission from JCB SERVICE.

www.jcb.com

Foreword

The Operator's Manual


You and others can be killed or seriously injured if you operate or maintain the machine without first studying the Operator's Manual. You must understand and follow the instructions in the Operator's Manual. If you do not understand anything, ask your employer or JCB dealer to explain it.

Do not operate the machine without an Operator's Manual, or if there is anything on the machine you do not understand.

Treat the Operator's Manual as part of the machine. Keep it clean and in good condition. Replace the Operator's Manual immediately if it is lost, damaged or becomes unreadable.

Contents

01 - Machine

03 - Attachments, Couplings and Load Handling

06 - Body and Framework

09 - Operator Station

12 - Heating, Ventilating and Air-Conditioning (HVAC)

15 - Engine

18 - Fuel and Exhaust System

21 - Cooling System

24 - Brake System

27 - Driveline

30 - Hydraulic System

33 - Electrical System





72 - Fasteners and Fixings

75 - Consumable Products

78 - After Sales



Notes:

 <p>SERVICE MANUAL Volume 1</p> <p>135 [T4F], 150T [T4F], 155 [T4F], 175 [T4F], 190T [T4F], 205T [T4F], 210 [T4F], 215 [T4F]</p> <p>EN 9813/9750</p>	 <p>SERVICE MANUAL Volume 2</p> <p>135 [T4F], 150T [T4F], 155 [T4F], 175 [T4F], 190T [T4F], 205T [T4F], 210 [T4F], 215 [T4F]</p> <p>EN 9813/9750</p>
 <p>SERVICE MANUAL Volume 3</p> <p>135 [T4F], 150T [T4F], 155 [T4F], 175 [T4F], 190T [T4F], 205T [T4F], 210 [T4F], 215 [T4F]</p> <p>EN 9813/9750</p>	 <p>SERVICE MANUAL Volume 4</p> <p>135 [T4F], 150T [T4F], 155 [T4F], 175 [T4F], 190T [T4F], 205T [T4F], 210 [T4F], 215 [T4F]</p> <p>EN 9813/9750</p>



Notes:



01 - Machine

Contents	Page No.
Acronyms Glossary	01-2
01-03 Safety	
01-03-03 Safety - Yours and Others	01-3
01-03-06 Safety Warnings	01-4
01-03-09 General Safety	01-5
01-03-12 Maintenance Safety	01-6
01-03-15 Safety Practice	01-8
01-03-18 Operating Safety	01-9
01-03-21 Worksite Safety	01-11
01-03-24 Risk Assessment	01-12
01-03-27 Maintenance Positions	01-13
01-06 About this Manual	
01-06-03 Model and Serial Number	01-19
01-06-06 Using the Manual	01-20
01-09 Description	
01-09-12 Main Component Locations	01-23
01-09-15 Service Point Locations	01-25
01-33 Cleaning	
01-33-00 General	01-31

It's a preview. You can download the full file by clicking the link below.

<https://shopservicemanual.com/>

Service Manuals from 2\$