

SERVICE MANUAL

IntelliView™ III

IntelliView™ IV

IntelliView™ Plus II

Autoguidance and Navigation

Part number 47625200

1st edition English
January 2014



Contents

INTRODUCTION

Electrical systems	55
[55.680] Autopilot/Autoguidance	55.1
[55.100] Harnesses and connectors	55.2
[55.785] Precision farming system	55.3
[55.911] Global Positioning System (GPS)	55.4
[55.DTC] FAULT CODES	55.5



INTRODUCTION

Contents

INTRODUCTION

Safety rules	3
Safety rules - Ecology and the environment	4
Basic instructions - Important notice regarding equipment servicing	5

Safety rules


Personal safety





This is the safety alert symbol. It is used to alert you to potential personal injury hazards. Obey all safety messages that follow this symbol to avoid possible death or injury.

Throughout this manual you will find the signal words DANGER, WARNING, and CAUTION followed by special instructions. These precautions are intended for the personal safety of you and those working with you.

Read and understand all the safety messages in this manual before you operate or service the machine.

 DANGER indicates a hazardous situation that, if not avoided, will result in death or serious injury.

 WARNING indicates a hazardous situation that, if not avoided, could result in death or serious injury.

 CAUTION indicates a hazardous situation that, if not avoided, could result in minor or moderate injury.

FAILURE TO FOLLOW DANGER, WARNING, AND CAUTION MESSAGES COULD RESULT IN DEATH OR SERIOUS INJURY.

Machine safety

NOTICE: Notice indicates a situation that, if not avoided, could result in machine or property damage.

Throughout this manual you will find the signal word Notice followed by special instructions to prevent machine or property damage. The word Notice is used to address practices not related to personal safety.

Information

NOTE: Note indicates additional information that clarifies steps, procedures, or other information in this manual.

Throughout this manual you will find the word Note followed by additional information about a step, procedure, or other information in the manual. The word Note is not intended to address personal safety or property damage.

It's a preview. You can download the full file by clicking the link below.

<https://shopservicemanual.com/>

Service Manuals from 2\$