



# SERVICE MANUAL

EXCAVATOR  
JS200, JS210, JS220, JS235

EN - 9813/7300 - ISSUE 2 - 11/2017


This manual contains original instructions, verified by the manufacturer (or their authorized representative).

Copyright 2017 © JCB SERVICE  
All rights reserved. No part of this publication may be reproduced, stored in a retrieval system, or transmitted in any form or by any other means, electronic, mechanical, photocopying or otherwise, without prior permission from JCB SERVICE.

[www.jcb.com](http://www.jcb.com)

## Foreword

### The Operator's Manual

  
You and others can be killed or seriously injured if you operate or maintain the machine without first studying the Operator's Manual. You must understand and follow the instructions in the Operator's Manual. If you do not understand anything, ask your employer or JCB dealer to explain it.

Do not operate the machine without an Operator's Manual, or if there is anything on the machine you do not understand.

Treat the Operator's Manual as part of the machine. Keep it clean and in good condition. Replace the Operator's Manual immediately if it is lost, damaged or becomes unreadable.

### Contents

**01 - Machine**

**03 - Attachments, Couplings and Load Handling**

**06 - Body and Framework**

**09 - Operator Station**

**12 - Heating, Ventilating and Air-Conditioning (HVAC)**

**15 - Engine**

**18 - Fuel and Exhaust System**

**21 - Cooling System**

**27 - Driveline**

**30 - Hydraulic System**

**33 - Electrical System**

**72 - Fasteners and Fixings**

**75 - Consumable Products**

**78 - After Sales**



---

Notes:

---

---

---

---

---

---

---





---

---

---

---

---

 <p><b>SERVICE MANUAL</b> Volume 1</p> <p>JS200, JS210, JS220, JS235</p> <p>EN 9813/7300</p>	 <p><b>SERVICE MANUAL</b> Volume 2</p> <p>JS200, JS210, JS220, JS235</p> <p>EN 9813/7300</p>
 <p><b>SERVICE MANUAL</b> Volume 3</p> <p>JS200, JS210, JS220, JS235</p> <p>EN 9813/7300</p>	 <p><b>SERVICE MANUAL</b> Volume 4</p> <p>JS200, JS210, JS220, JS235</p> <p>EN 9813/7300</p>



---

Notes:

---

---

---

---

---

---

---

---

---

---

---

---



---

# 01 - Machine

Contents	Page No.
Acronyms Glossary .....	01-2
01-03 Safety	
01-03-03 Safety - Yours and Others .....	01-3
01-03-06 Safety Warnings .....	01-4
01-03-09 General Safety .....	01-5
01-03-12 Maintenance Safety .....	01-6
01-03-18 Operating Safety .....	01-8
01-03-21 Worksite Safety .....	01-10
01-03-24 Risk Assessment .....	01-11
01-03-27 Maintenance Positions .....	01-12
01-06 About this Manual	
01-06-03 Model and Serial Number .....	01-15
01-06-06 Using the Manual .....	01-16
01-09 Description	
01-09-12 Main Component Locations .....	01-21
01-09-15 Service Point Locations .....	01-22
01-33 Cleaning	
01-33-00 General .....	01-29

It's a preview. You can download the full file by clicking the link below.

<https://shopservicemanual.com/>

Service Manuals from 2\$