

# Snow Blower

Model 1412

Model 1812

Model 2118

Model 2418



# Bobcat®

## Service Manual

S/N 715700101 & Above

S/N 711700101 & Above

S/N 711800101 & Above

S/N 711900101 & Above

S/N 712000101 & Above

S/N 712100101 & Above

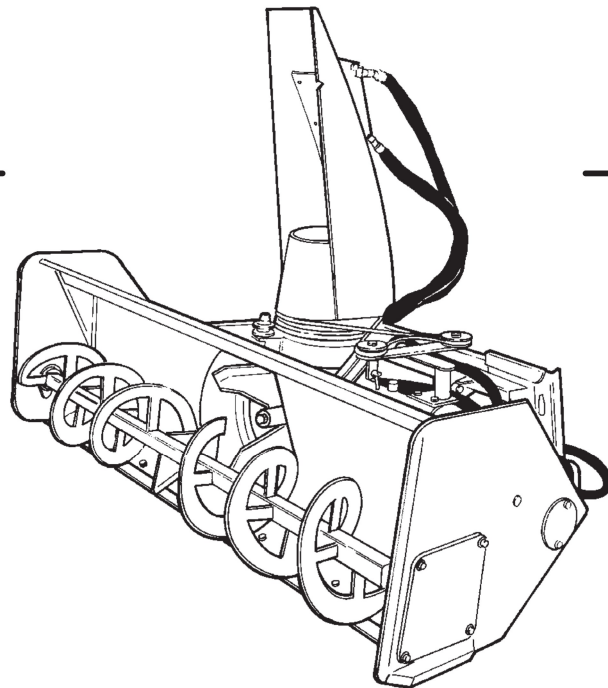
S/N 712200101 & Above

S/N 712300101 & Above

S/N 712400101 & Above

S/N 712500101 & Above

S/N 712600101 & Above



Dealer Copy -- Not for Resale



Printed in U.S.A.



# MAINTENANCE SAFETY



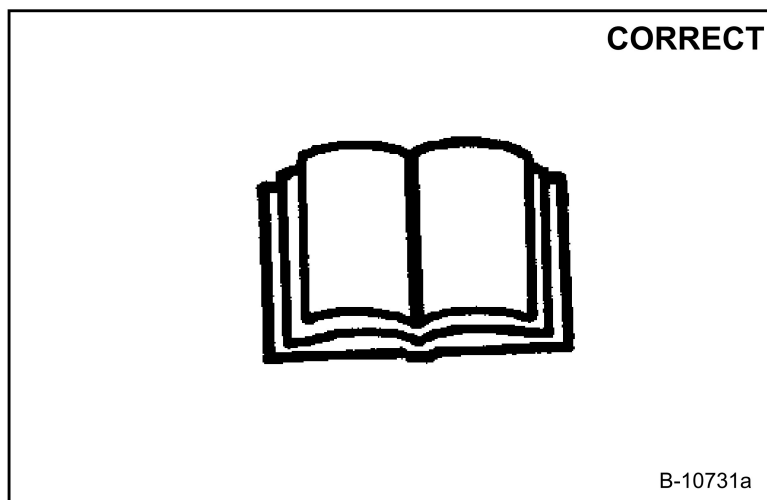
## WARNING

Instructions are necessary before operating or servicing machine. Read and understand the Operation & Maintenance Manual, Operator's Handbook and signs (decals) on machine. Follow warnings and instructions in the manuals when making repairs, adjustments or servicing. Check for correct function after adjustments, repairs or service. Untrained operators and failure to follow instructions can cause injury or death.









W-2003-0903



**Safety Alert Symbol:** This symbol with a warning statement, means: "Warning, be alert! Your safety is involved!" Carefully read the message that follows.



B-10731a

-  Never service attachments without instructions. See Operation & Maintenance Manual and Attachment Service Manual.
-  Cleaning and maintenance are required daily.
-  Never service or adjust attachment with the engine running unless instructed to do so in manual.
-  Always lower the attachment to the ground before lubricating or servicing.
-  Avoid contact with leaking hydraulic fluid or diesel fuel under pressure. It can penetrate skin or eyes.
-  Stop, cool and clean engine of flammable materials before checking fluids.
-  Keep body, loose objects and clothing away from moving parts, electrical contacts, hot parts and exhaust.
-  Safety glasses are needed for eye protection from electrical arcs, battery acid, compressed springs, fluids under pressure and flying debris or when tools are used. Use eye protection approved for type of welding.



**Bobcat®**

## ALPHABETICAL INDEX

ATTACHMENT CONTROL DEVICE (MODEL 1812) .....	40-01	HYDRAULIC MOTOR (MODEL 2118/2418) .....	20-01
ATTACHMENT CONTROL DEVICE (MODEL 2118/2418) .....	40-01	HYDRAULIC MOTOR OPTIONS .....	50-01
AUGER (MODEL 1412) .....	30-01	HYDRAULIC RELIEF VALVE (MODEL 1412) ...	20-01
AUGER (MODEL 1812) .....	30-01	HYDRAULIC RELIEF VALVE (MODEL 1812) ...	20-01
AUGER (MODEL 2118/2418) .....	30-01	HYDRAULIC RELIEF VALVE (MODEL 2118/2418) .....	20-01
AUGER DRIVE CHAIN .....	10-01	HYDRAULIC SCHEMATIC (MODEL 1412/1812) WITH HYDRAULIC CYLINDERS .....	50-01
AUGER HYDRAULIC RELIEF VALVE .....	10-01	HYDRAULIC SCHEMATIC (MODEL 1812) WITH ELECTRICAL ACTUATORS .....	50-01
AUGER SHEAR BOLT .....	10-01	HYDRAULIC SCHEMATIC FOR STANDARD FLOW SNOW BLOWERS (MODEL 2118/2418) .....	50-01
CHUTE DEFLECTOR (MODEL 1412) .....	30-01	HYDRAULIC SCHEMATIC FOR HIGH FLOW SNOW BLOWERS (MODEL 2118/2418) .....	50-01
CHUTE DEFLECTOR (MODEL 1812) .....	30-01	INSPECTION .....	10-01
CHUTE DEFLECTOR (MODEL 2118/2418) .....	30-01	LUBRICATION .....	10-01
CHUTE DEFLECTOR ACTUATOR (MODEL 1812) .....	40-01	MOUNT PLATE (MODEL 1812) .....	30-01
CHUTE ROTATION ACTUATOR (MODEL 1812) .....	40-01	MOUNT PLATE (MODEL 2118/2418) .....	30-01
CUTTING EDGE .....	10-01	PARTS IDENTIFICATION .....	iv
DISCHARGE CHUTE (MODEL 1412) .....	30-01	RELAY BOX (MODEL 1812) .....	40-01
DISCHARGE CHUTE (MODEL 1812) .....	30-01	SERIAL NUMBER LOCATION .....	iii
DISCHARGE CHUTE (MODEL 2118/2418) .....	30-01	SKID SHOE (MODEL 1812) .....	30-01
DISCHARGE CHUTE ROTATION CABLE .....	10-01	SKID SHOE (MODEL 2118/2418) .....	30-01
DISCHARGE CHUTE ROTATION CHAIN .....	10-01	SKID SHOES .....	10-01
DRIVE CHAIN (MODEL 1412) .....	30-01	SPECIFICATIONS (MODEL 1412) .....	50-01
ELECTRICAL SCHEMATIC (MODEL 1412) .....	50-01	SPECIFICATIONS (MODEL 1812) .....	50-01
ELECTRICAL SCHEMATIC (MODEL 1812) WITH ELECTRICAL ACTUATORS .....	50-01	SPECIFICATIONS (MODEL 2118/2418) .....	50-01
ELECTRICAL SCHEMATIC WITH 7 PIN HARNESS (STANDARD FLOW HYDRAULICS) (MODEL 1812/2118/2418) .....	50-01	TROUBLESHOOTING .....	10-01
ELECTRICAL SCHEMATIC WITH 7 PIN HARNESS AND 14 PIN HARNESS KIT (STANDARD FLOW HYDRAULICS) (MODEL 1812/2118/2418) .....	50-01		
ELECTRICAL SCHEMATIC WITH 7 PIN HARNESS (HIGH FLOW HYDRAULICS) (MODEL 2118/2418) .....	50-01		
ELECTRICAL SCHEMATIC WITH 7 PIN HARNESS AND 14 PIN HARNESS KIT (HIGH FLOW HYDRUALICS) (MODEL 2118/2418) .....	50-01		
ELECTRICAL SCHEMATIC WITH 14 PIN HARNESS (MODEL 2118/2418) WITHOUT ATTACHMENT CONTROL DEVICE .....	50-01		
FAN (MODEL 1412) .....	30-01		
FAN (MODEL 1812) .....	30-01		
FAN (MODEL 2118/2418) .....	30-01		
GEARBOX (MODEL 1412) .....	30-01		
GEARBOX (MODEL 1812) .....	30-01		
GLOSSARY OF HYDRAULIC SYMBOLS .....	50-01		
HYDRAULIC CHECK VALVE (MODEL 1812) ...	20-01		
HYDRAULIC CONTROL VALVE (MODEL 1412/1812) .....	20-01		
HYDRAULIC CONTROL VALVE (MODEL 2118/2418) .....	20-01		
HYDRAULIC CYLINDER (MODEL 1412) .....	20-01		
HYDRAULIC CYLINDER (MODEL 1812) .....	20-01		
HYDRAULIC CYLINDER (MODEL 2118/2418) ..	20-01		
HYDRAULIC MOTOR (MODEL 103/130/146) ...	20-01		
HYDRAULIC MOTOR (MODEL 104/105) .....	20-01		
HYDRAULIC MOTOR (MODEL HB0556566D) ..	20-01		
HYDRAULIC MOTOR (MODEL 1412) .....	20-01		
HYDRAULIC MOTOR (MODEL 1812) .....	20-01		

It's a preview. You can download the full file by clicking the link below.

<https://shopservicemanual.com/>

Service Manuals from 2\$