

**KOBELCO**

**SERVICE MANUAL**

**HYDRAULIC EXCAVATOR**

**SK290LC**

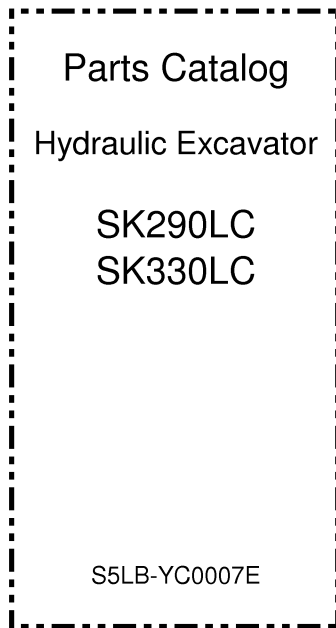
**SK330LC**

Applicable: SK290LC LB03-U0101~

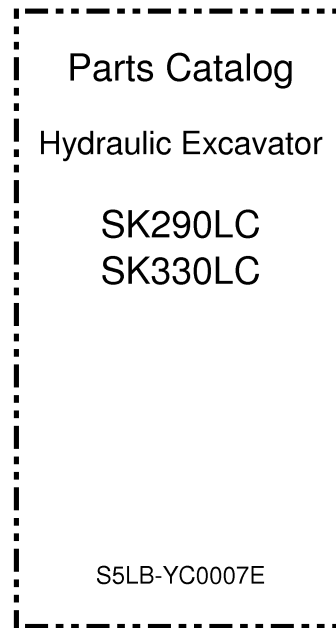
Applicable: SK330LC YC06-U0101~

S5LB\YC0007E-00

11/03



1. Trim along the dotted line
2. Slide into the pocket on the Binder spine



1. Trim along the dotted line
2. Slide into the pocket on the Binder spine

Book Code No.

KAI-S5 **LB/YC01** 07E

**LB/YC01**

**KOBELCO**

**SHOP MANUAL**

**SK290LC**  
**SK330LC**  
**Dynamic Acera**

— SAFETY —

TABLE OF CONTENTS

1.1	General Safety Information .....	1-2
1.2	Safety Precautions .....	1-2~1-4
1.3	Pre-Start Safety .....	1-5~1-7
1.4	Safety During Operation .....	1-7~1-10
1.5	Inspection & Maintenance Safety .....	1-10~1-12
1.6	Battery Safety .....	1-13
1.7	Warning Labels & Decals .....	1-14~1-19
1.8	Prohibited Machine Operation .....	1-14~1-21
1.9	End of Work Shift Safety .....	1-21

Applicable Machines

LB03 - U0101~

YC06 - U0101~

Revision	Date of Issue	Remarks
First Edition	February, 2001	KAI -ssLB/YC0107E



Edited and Compiled by KAI

# SAFETY PRECAUTIONS

## Table of Contents

	Page
1.1 GENERAL SAFETY INFORMATION .....	1-2
1.2 SAFETY PRECAUTIONS .....	1-2 ~ 1-4
1.3 PRE-START SAFETY .....	1-5 ~ 1-7
1.4 SAFETY DURING OPERATION .....	1-7 ~ 1-10
1.5 INSPECTION & MAINTENANCE SAFETY .....	1-10 ~ 1-12
1.6 BATTERY SAFETY .....	1-13
1.7 WARNING LABELS & DECALS .....	1-14 ~ 1-19
1.8 PROHIBITED MACHINE OPERATION .....	1-20 ~ 1-21
1.9 END OF WORK SHIFT SAFETY .....	1-21

1

 **WARNING** 

READ, UNDERSTAND AND FOLLOW ALL SAFETY PRECAUTIONS AND PROCEDURES FOUND IN THIS MANUAL BEFORE ATTEMPTING ANY OPERATION, INSPECTION OR MAINTENANCE OF THIS MACHINE, ATTACHMENT OR SYSTEMS OPERATION. KOBELCO CANNOT ANTICIPATE EVERY POSSIBLE CIRCUMSTANCE THAT MIGHT INVOLVE A POTENTIAL HAZARD. THE WARNINGS IN THIS PUBLICATION AND ON THE PRODUCT ARE THEREFORE NOT ALL INCLUSIVE. IF A TOOL, PROCEDURE, WORK METHOD OR OPERATING TECHNIQUE NOT SPECIFICALLY RECOMMENDED BY KOBELCO IS USED, YOU MUST SATISFY YOURSELF THAT IT IS SAFE FOR YOU AND OTHERS. YOU SHOULD ALSO ENSURE THAT THE PRODUCT WILL NOT BE DAMAGED OR MADE UNSAFE BY THE OPERATION, LUBRICATION, MAINTENANCE AND/OR REPAIR PROCEDURES YOU CHOOSE.

It's a preview. You can download the full file by clicking the link below.

<https://shopservicemanual.com/>

Service Manuals from 2\$