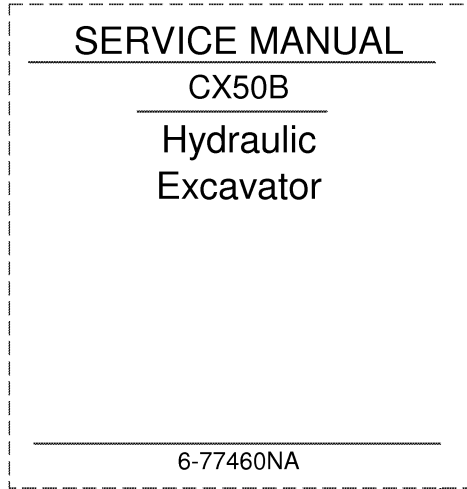


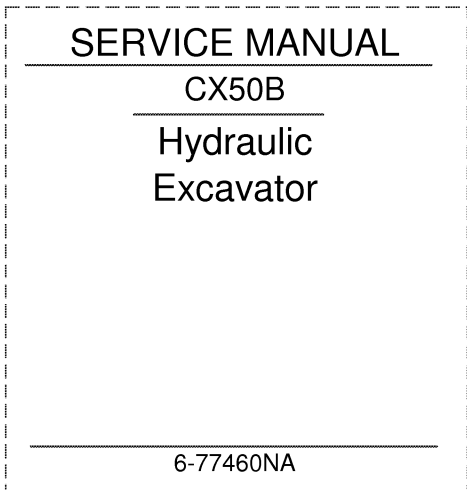
1. Trim along dashed line.
2. Slide into pocket on Binder Spine.

TYPE 1-4



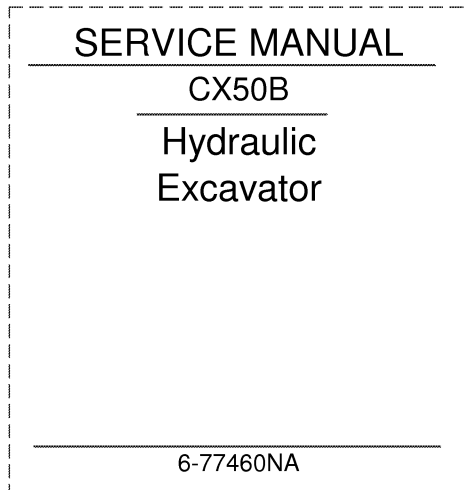
1. Trim along dashed line.
2. Slide into pocket on Binder Spine.

TYPE 1-4



1. Trim along dashed line.
2. Slide into pocket on Binder Spine.

TYPE 1-4



1. Trim along dashed line.
2. Slide into pocket on Binder Spine.

TYPE 1-4

SHOP MANUAL CX50B HYDRAULIC EXCAVATORS TABLE OF CONTENTS

SECTION 1

STANDARD SPECIFICATIONS AND MAINTENANCE

Table of Contents	I
(Book/Form Number: 6-77480 NA)	

CHAPTER 1

GENERAL INFORMATION AND SAFETY

Table of Contents	1-1
(Book/Form Number: 6-77490 NA)	

CHAPTER 2

SPECIFICATIONS

Table of Contents	2-1
(Book/Form Number: 6-77500 NA)	

CHAPTER 3

ATTACHMENT DIMENSIONS

Table of Contents	3-1
(Book/Form Number: 6-77510 NA)	

CHAPTER 11

TOOLS

Table of Contents	11-1
(Book/Form Number: 6-77520 NA)	

CHAPTER 12

STANDARD MAINTENANCE TIME TABLE

Table of Contents	12-1
(Book/Form Number: 6-77530 NA)	

CHAPTER 13

MAINTENANCE STANDARDS AND TEST PROCEDURES

Table of Contents	13-1
(Book/Form Number: 6-77540 NA)	

SECTION 2

HYDRAULIC, ELECTRICAL, AND COMPONENT SYSTEMS

Table of Contents	I
(Book/Form Number: 6-77550 NA)	

CHAPTER 22

HYDRAULIC SYSTEM

Table of Contents	22-1
(Book/Form Number: 6-77560 NA)	

CHAPTER 23

ELECTRICAL SYSTEM

Table of Contents	23-1
(Book/Form Number: 6-77570 NA)	

CHAPTER 24

COMPONENTS SYSTEM

Table of Contents	24-1
(Book/Form Number: 6-77580 NA)	

SECTION 3

DISASSEMBLY AND ASSEMBLY

Table of Contents I
(Book/Form Number: 6-77590 NA)

CHAPTER 31

GENERAL DISASSEMBLY AND ASSEMBLY

Table of Contents 31-1
(Book/Form Number: 6-77600 NA)

CHAPTER 32

ATTACHMENTS

Table of Contents 32-1
(Book/Form Number: 6-77610 NA)

CHAPTER 33

UPPER SLEWING STRUCTURE

Table of Contents 33-1
(Book/Form Number: 6-77620 NA)

CHAPTER 34

TRAVEL SYSTEM

Table of Contents 34-1
(Book/Form Number: 6-77630 NA)

SECTION 4

TROUBLESHOOTING

Table of Contents I
(Book/Form Number: 6-77640 NA)

CHAPTER 42

TROUBLESHOOTING (HYDRAULIC SYSTEM)

Table of Contents 42-1
(Book/Form Number: 6-77650 NA)

CHAPTER 43

TROUBLESHOOTING (ELECTRICAL SYSTEM)

Table of Contents 43-1
(Book/Form Number: 6-77660 NA)

CHAPTER 44

TROUBLESHOOTING (ENGINE)

Table of Contents 44-1
(Book/Form Number: 6-77670 NA)

SECTION 5

ENGINE

YANMAR Engine Service Manual I
(Book/Form Number: 6-77680 NA)

CHAPTER 51

THIS MANUAL EXPLAINS THE ENGINE PROPER AND IS FAITHFUL TO
YANMAR DIESEL ENGINE'S SERVICE MANUALS.

(Book/Form Number: 6-77330 NA)



SHOP MANUAL - SECTION 1

**CX50B
HYDRAULIC EXCAVATORS**

**STANDARD SPECIFICATIONS
AND MAINTENANCE**

SECTION 1 - STANDARD SPECIFICATIONS AND MAINTENANCE

CNH America, LLC reserves the right to make improvements in design or changes in specifications at any time without incurring any obligation to install them on units previously sold.

All data given in this publication is subject to production variations. Dimensions and weights are only approximate. Illustrations do not necessarily show products in standard condition. For exact information about any particular product, please consult your Dealer

Revision History			
Issue	Issue Date	Applicable Machines	Remarks
First Edition	August, 2004	CX50B: PJ04-03001	S5PJ0210E01 (Section 1 title page)

It's a preview. You can download the full file by clicking the link below.

<https://shopservicemanual.com/>

Service Manuals from 2\$