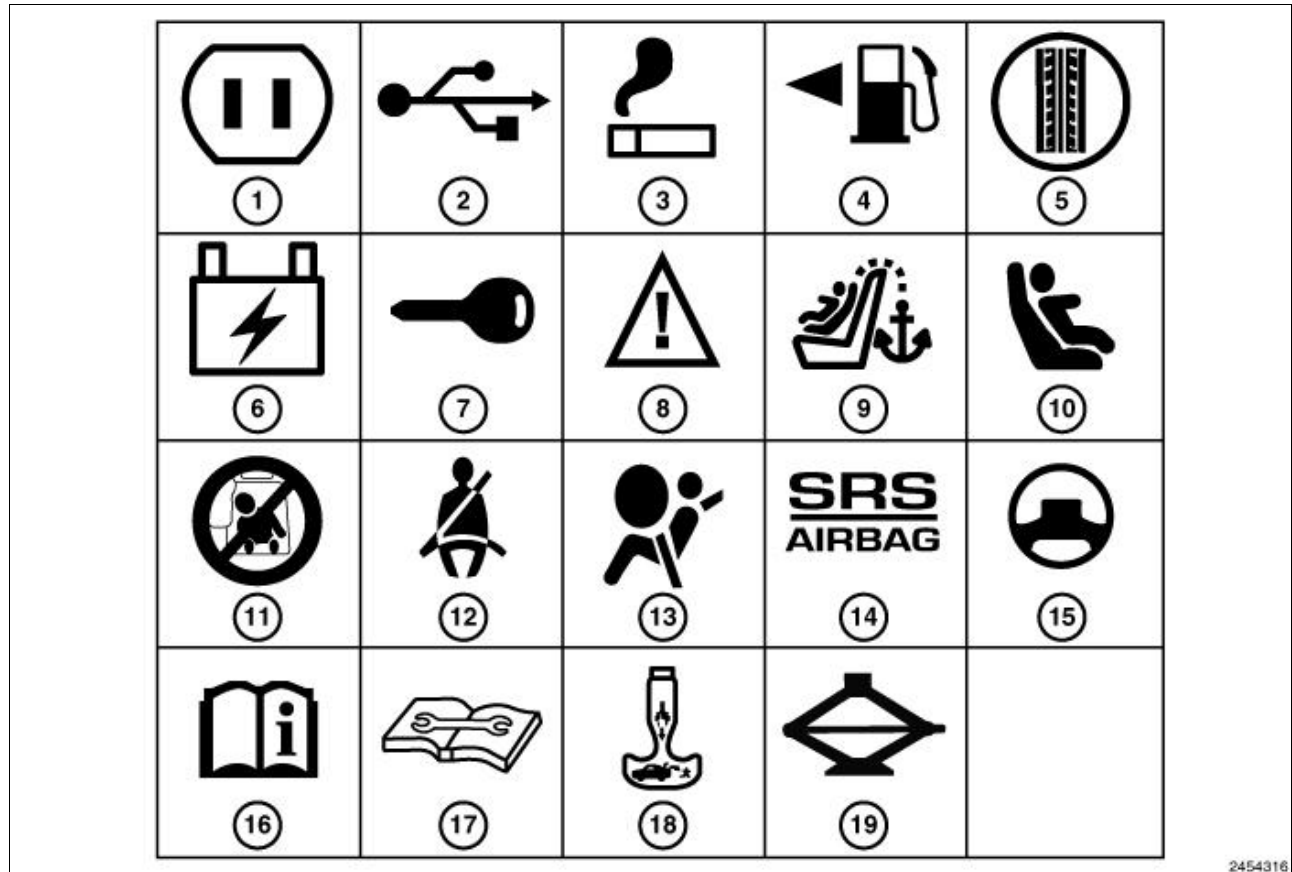


**VEHICLE INFORMATION > INTERNATIONAL VEHICLE CONTROL AND DISPLAY SYMBOLS > DESCRIPTION > DESCRIPTION**

FCA US LLC uses international symbols to identify various systems on the vehicle.

The graphic symbols illustrated are used to identify various instrument controls, vehicle controls and service information references. The symbols correspond to the controls and displays that are located on the instrument panel and throughout the vehicle.

Fig 1: Information Symbols



2454316

















































Courtesy of CHRYSLER GROUP, LLC

**INTERNATIONAL INFORMATION SYMBOL IDENTIFICATION**

SYMBOL	DESCRIPTION	SYMBOL	DESCRIPTION
1	115-Volt Power Inverter	11	Side Airbag
2	USB Connector	12	Seat Belt
3	Lighter	13	Airbag
4	Fuel Fill Side	14	Supplemental Restraint System

5	Spare Tire Winch	15	Power Steering Fluid
6	Fuse	16	See Owner's Manual
7	Key Activate (Power Outlet)	17	See Appropriate Service Information
8	Warning	18	Emergency Release Handle
9	Child Seat Tether Anchor	19	Jack/Jack Tools Location
10	Lower Anchors and Tether for Children (Latch)		

Fig 2: Indicator Symbols

			ESP BAS		
①	②	③	④	⑤	⑥
					
⑦	⑧	⑨	⑩	⑪	⑫
					
⑬	⑭	⑮	⑯	⑰	⑱
					
⑲	⑳	㉑	㉒	㉓	㉔
					
㉕	㉖	㉗	㉘	㉙	㉚
		<b>AWD!</b>	<b>4WD!</b>	<b>4 LOW</b>	<b>TOW/HAUL</b>
㉛	㉜	㉝	㉞	㉟	㊱
<b>SERV 4WD</b>	<b>SVC 4WD</b>	<b>CRUISE</b>	<b>BRAKE</b>		<b>SWAY BAR</b>
㊲	㊳	㊴	㊵	㊶	㊷
<b>FRONT</b> 	<b>REAR</b> 				
㊸	㊹	㊺	㊻	㊼	㊽
					
㊾	㊿	51	52	53	54
					
55	56	57	58		

0004002550






































































Courtesy of CHRYSLER GROUP, LLC

INTERNATIONAL INDICATOR SYMBOL IDENTIFICATION

SYMBOL	DESCRIPTION	SYMBOL	DESCRIPTION
1	Electronic Speed Control	30	Door Ajar

2	Hill Descent Control	31	Liftgate Open
3	Traction Control	32	Brake System Warning Parking Brake
4	Electronic Stability Program/Brake System Assist System	33	All Wheel Drive
5	Security Indicator	34	Four Wheel Drive
6	Turn Signals	35	Four Wheel Drive Low
7	Water In Fuel	36	Tow/Haul
8	Low Fuel	37	Service Four Wheel Drive
9	Side Airbag	38	Service Four Wheel Drive
10	Seat Belt Reminder	39	Cruise Indicator
11	Airbag Warning Light	40	Brake System Warning Parking Brake
12	Passenger Airbag Off	41	Tire Pressure Monitor
13	Failure Of Anti-Lock Braking System	42	Sway Bar Disconnect Indicator
14	HEV Brake Regenerative Light	43	Front Axle Lock
15	Electronic Throttle Control	44	Rear Axle Lock
16	HEV Service Light	45	Park ASSIST Indicator
17	Engine Oil	46	Park Brake Indicator
18	Battery Charging	47	Electronic Stability Control/Traction Control Off
19	Glow Plug/Intake Air Heated	48	Trailer Brake System Off
20	Power Steering Fluid	49	Diesel Exhaust Fluid
21	Engine Coolant Temperature	50	Coolant Level
22	Malfunction Indicator Light	51	Fuel Cap
23	Transmission Oil Temperature Light	52	EPS (Electric Power Steering)
24	Diesel Exhaust Brake	53	Icy Road Condition
25	High Beam	54	Electric Vehicle Plug In State
26	Front Fog Light	55	Vehicle Theft Alarm
27	Rear Fog Light	56	Stored Warnings
28	Cargo Lamp	57	Service ETC
29	Exterior Bulb Failure	58	Electric Vehicle System Service

Fig 3: Control Symbols

 1	 2	 3	 4	 5	 6	 7	 8
 9	 10	 11	 12	 13	 14	 15	 16
 17	 18	 19	 20	 21	 22	 23	 24
 25	 26	 27	<b>CRUISE</b> 28	 29	 30	 31	 32
 33	 34	 35	 36	 37	 38	 39	 40
 41	 42	 43	 44	 45	 46	 47	 48
 49	 50	 51	 52	 53	 54	 55	 56
 57	 58	 59	 60	 61	 62	 63	 64
<b>AWD!</b> 65	<b>4WD!</b> 66	<b>2WD</b> 67	<b>4WD LOW</b> 68	<b>4WD LOCK</b> 69	<b>4WD AUTO</b> 70	<b>FRONT</b> 71	<b>REAR</b> 72
 73	 74	 75	 76	<b>AXLE LOCK</b> 77	 78	<b>ESC OFF</b> 79	 80

2454400

Courtesy of CHRYSLER GROUP, LLC

INTERNATIONAL CONTROL SYMBOL IDENTIFICATION

SYMBOL	DESCRIPTION	SYMBOL	DESCRIPTION	SYMBOL	DESCRIPTION
1	Rear Window Wiper	28	Cruise Indicator	55	Convertible Top Down

It's a preview. You can download the full file by clicking the link below.

<https://shopservicemanual.com/>

Service Manuals from 2\$