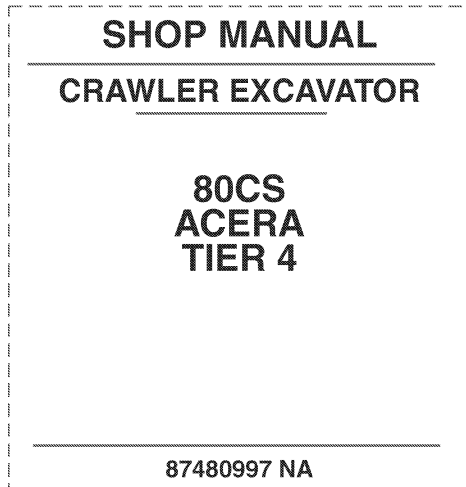


KOBELCO

SHOP MANUAL
CRAWLER EXCAVATOR
80CS
ACERA
TIER 4

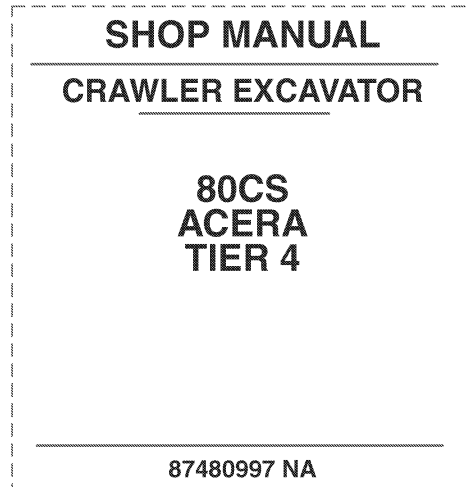
87480997 NA

Issued 01 July 08



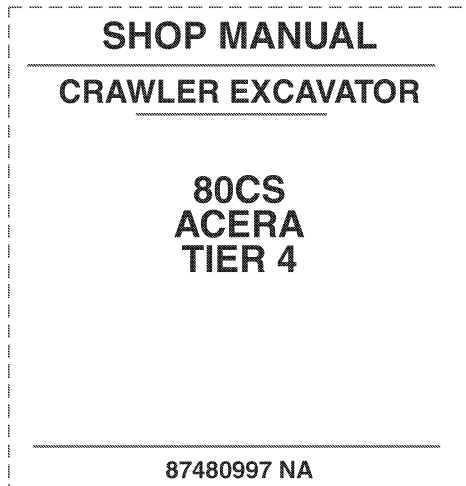
1. Trim along dashed line.
2. Slide into pocket on Binder Spine.

TYPE 1-4



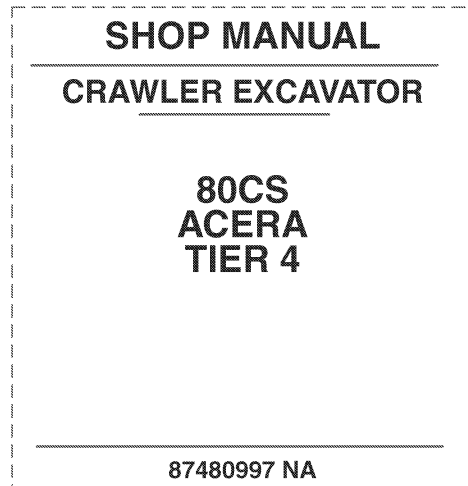
1. Trim along dashed line.
2. Slide into pocket on Binder Spine.

TYPE 1-4



1. Trim along dashed line.
2. Slide into pocket on Binder Spine.

TYPE 1-4



1. Trim along dashed line.
2. Slide into pocket on Binder Spine.

TYPE 1-4

KOBELCO

SHOP MANUAL

80CS ACERA

CRAWLER EXCAVATOR

TIER 4

CNH America LLC reserves the right to make improvements in design or changes in specifications at any time without incurring any obligation to install them on units previously sold.

All data given in this publication is subject to production variations. Dimensions and weights are only approximate. Illustrations do not necessarily show products in standard condition. For exact information about any particular product, please consult your Dealer

| Revision History | | | |
|------------------|----------------|--------------------|-------------------|
| Issue | Issue Date | Applicable Machine | Remarks |
| First Edition | Issued 07-2008 | 80CS ACERA | CRAWLER EXCAVATOR |

80CS ACERA SHOP MANUAL

TABLE OF CONTENTS

SECTION 1

SAFETY AND GENERAL INFORMATION

| | |
|---------------------------------|------------------------------|
| Section Table of Contents | I |
| | Book/Form Number: 5-14710 NA |

CHAPTER 1

GENERAL PRECAUTIONS FOR MAKING REPAIRS

| | |
|-------------------------|------------------------------|
| Table of Contents | 1-1 |
| | Book/Form Number: 5-14720 NA |

CHAPTER 2

SPECIFICATIONS

| | |
|-------------------------|------------------------------|
| Table of Contents | 2-1 |
| | Book/Form Number: 5-14730 NA |

CHAPTER 3

ATTACHMENT DIMENSIONS

| | |
|-------------------------|------------------------------|
| Table of Contents | 3-1 |
| | Book/Form Number: 5-14740 NA |

SECTION 2

MAINTENANCE

| | |
|---------------------------------|------------------------------|
| Section Table of Contents | I |
| | Book/Form Number: 5-14750 NA |

CHAPTER 1

TOOLS

| | |
|-------------------------|------------------------------|
| Table of Contents | 1-1 |
| | Book/Form Number: 5-14760 NA |

CHAPTER 2

STANDARD MAINTENANCE TIME TABLE

| | |
|-------------------------|------------------------------|
| Table of Contents | 2-1 |
| | Book/Form Number: 5-14770 NA |

CHAPTER 3

MAINTENANCE STANDARD AND TEST PROCEDURE

| | |
|-------------------------|------------------------------|
| Table of Contents | 3-1 |
| | Book/Form Number: 5-14780 NA |

SECTION 3

SYSTEMS

| | |
|---------------------------------|------------------------------|
| Section Table of Contents | I |
| | Book/Form Number: 5-14790 NA |

CHAPTER 1

MECHATRO CONTROL SYSTEM

| | |
|-------------------------|------------------------------|
| Table of Contents | 1-1 |
| | Book/Form Number: 5-14800 NA |

CHAPTER 2

HYDRAULIC SYSTEM

| | |
|-------------------------|------------------------------|
| Table of Contents | 2-1 |
| | Book/Form Number: 5-14810 NA |

CHAPTER 3

ELECTRIC SYSTEM

| | |
|-------------------------|------------------------------|
| Table of Contents | 3-1 |
| | Book/Form Number: 5-14820 NA |

CHAPTER 4

COMPONENTS SYSTEM

| | |
|-------------------------|------------------------------|
| Table of Contents | 4-1 |
| | Book/Form Number: 5-14830 NA |

CHAPTER 5

AIR CONDITIONING SYSTEM

| | |
|-------------------------|------------------------------|
| Table of Contents | 5-1 |
| | Book/Form Number: 5-14840 NA |

SECTION 4

DISASSEMBLY AND ASSEMBLY

| | |
|---------------------------------|------------------------------|
| Section Table of Contents | I |
| | Book/Form Number: 5-14850 NA |

It's a preview. You can download the full file by clicking the link below.

<https://shopservicemanual.com/>

Service Manuals from 2\$