



ECOSYS M3145dn
ECOSYS M3145idn
ECOSYS M3645dn
ECOSYS M3645idn
ECOSYS M3655idn
ECOSYS M3660idn

PF-3110

SERVICE MANUAL

Published in August 2020

Rev.6

CONFIDENTIAL

FOR AUTHORIZED KYOCERA ENGINEERS ONLY. DO NOT DISTRIBUTE TO NON-AUTHORIZED PARTIES.

CAUTION

RISK OF EXPLOSION IF BATTERY IS REPLACED BY AN INCORRECT TYPE. DISPOSE OF USED BATTERIES ACCORDING TO THE INSTRUCTIONS.

It may be illegal to dispose of this battery into the municipal waste stream. Check with your local solid waste officials for details in your area for proper disposal.

ATTENTION

IL Y A UN RISQUE D'EXPLOSION SI LA BATTERIE EST REMPLACÉE PAR UN MODÈLE DE TYPE INCORRECT. METTRE AU REBUT LES BATTERIES UTILISÉES SELON LES INSTRUCTIONS DONNÉES.

Il peut être illégal de jeter les batteries dans des eaux d'égout municipales. Vérifiez avec les fonctionnaires municipaux de votre région pour les détails concernant des déchets solides et une mise au rebut appropriée.

Notation of products in the manual

For the purpose of this service manual, products are identified by print speed at A4.

Product name	Print speed	Type	FAX	LCD	120V	220-240V
ECOSYS M3145dn	45 ppm	Basic	-	5 Line LCD	-	○
ECOSYS M3145idn		HyPAS Low		7inch TSI	○	○
ECOSYS M3645dn		Basic	FAX	5 Line LCD	-	○
ECOSYS M3645idn		HyPAS Low		7inch TSI	○	○
ECOSYS M3655idn	55 ppm	HyPAS			○	○
ECOSYS M3660idn	60 ppm	High			○	○

Revision history

Revision	Date	Pages	Revised contents
1	20 March 2018	-	Changes due to model addition ECOSYS M3145dn ECOSYS M3145idn ECOSYS M3645dn ECOSYS M3645idn
2	11 January 2019	4-136page	Correction: Contents of country code list
		6-82page	
		6-129page	
		6-11page	Correction: (11)Toner Log Count. Added: Item. Serial Number: Note
		7-78page	Deletion: F040 3) Check the control software and upgrade
	01 February 2019	8-1page	Correction: Pin number on YC58
3	04 March 2019	5-2page	Correction: Description of multi-device compatible
		7-62page	Added: C0180
		7-65page	Correction: Detection condition of U1800/1810/1820/1830
4	15 April 2019	6-3page	Add note
		6-116page	Add note
5	10 June 2019	7-83page	Addition: System error F60X
6	27 August 2020	1-11page	Add: HD-17, HD-18, HD-19
		2-18page	



Safety precautions

This booklet provides safety warnings and precautions for our service personnel to ensure the safety of their customers, their machines as well as themselves during maintenance activities. Service personnel are advised to read this booklet carefully to familiarize themselves with the warnings and precautions described here before engaging in maintenance activities.

Safety warnings and precautions

Various symbols are used to protect our service personnel and customers from physical danger and to prevent damage to their property. These symbols are described below:

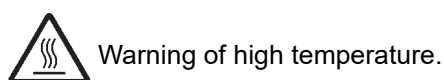
⚠ DANGER: High risk of serious bodily injury or death may result from insufficient attention to or incorrect compliance with warning messages using this symbol.

⚠ WARNING: Serious bodily injury or death may result from insufficient attention to or incorrect compliance with warning messages using this symbol.

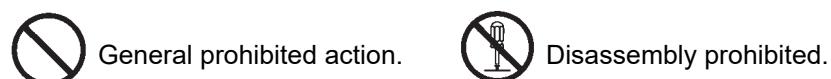
⚠ CAUTION: Bodily injury or damage to property may result from insufficient attention to or incorrect compliance with warning messages using this symbol.

Symbols

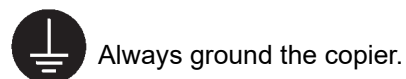
The triangle (△) symbol indicates a warning including danger and caution. The specific point of attention is shown inside the symbol.



⊘ indicates a prohibited action. The specific prohibition is shown inside the symbol.



● indicates that action is required. The specific action required is shown inside the symbol.



It's a preview. You can download the full file by clicking the link below.

<https://shopservicemanual.com/>

Service Manuals from 2\$