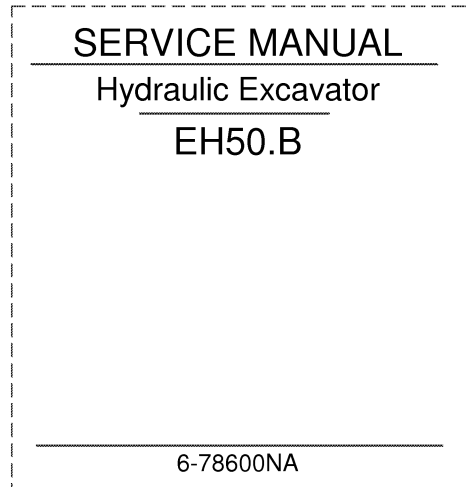


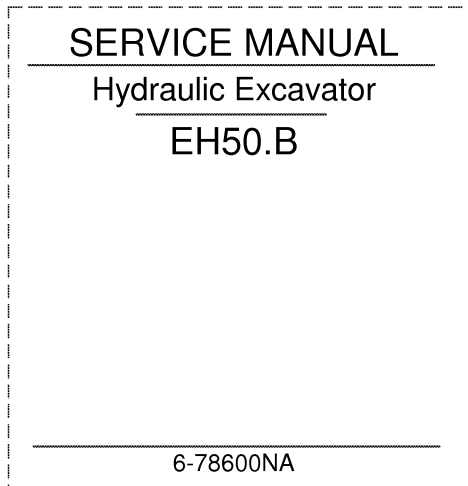
1. Trim along dashed line.
2. Slide into pocket on Binder Spine.

TYPE 1-4



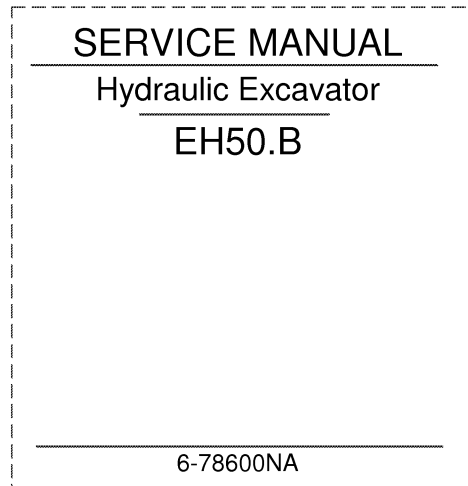
1. Trim along dashed line.
2. Slide into pocket on Binder Spine.

TYPE 1-4



1. Trim along dashed line.
2. Slide into pocket on Binder Spine.

TYPE 1-4



1. Trim along dashed line.
2. Slide into pocket on Binder Spine.

TYPE 1-4

# SHOP MANUAL EH50.B HYDRAULIC EXCAVATORS TABLE OF CONTENTS

**SECTION 1**

**STANDARD SPECIFICATIONS AND MAINTENANCE**

Table of Contents ..... I  
(Book/Form Number: 6-78620 NA)

**CHAPTER 1**

**GENERAL INFORMATION AND SAFETY**

Table of Contents .....1-1  
(Book/Form Number: 6-78630 NA)

**CHAPTER 2**

**SPECIFICATIONS**

Table of Contents .....2-1  
(Book/Form Number: 6-78640 NA)

**CHAPTER 3**

**ATTACHMENT DIMENSIONS**

Table of Contents .....3-1  
(Book/Form Number: 6-78650 NA)

**CHAPTER 11**

**TOOLS**

Table of Contents .....11-1  
(Book/Form Number: 6-78660 NA)

**CHAPTER 12**

**STANDARD MAINTENANCE TIME TABLE**

Table of Contents .....12-1  
(Book/Form Number: 6-78670 NA)

**CHAPTER 13**

**MAINTENANCE STANDARDS AND TEST PROCEDURES**

Table of Contents .....13-1  
(Book/Form Number: 6-78680 NA)

**SECTION 2**

**HYDRAULIC, ELECTRICAL, AND COMPONENT SYSTEMS**

Table of Contents ..... I  
(Book/Form Number: 6-78690 NA)

**CHAPTER 22**

**HYDRAULIC SYSTEM**

Table of Contents .....22-1  
(Book/Form Number: 6-78700 NA)

**CHAPTER 23**

**ELECTRICAL SYSTEM**

Table of Contents .....23-1  
(Book/Form Number: 6-78710 NA)

**CHAPTER 24**

**COMPONENTS SYSTEM**

Table of Contents .....24-1  
(Book/Form Number: 6-78720 NA)

SECTION 3

**DISASSEMBLY AND ASSEMBLY**

Table of Contents .....I  
(Book/Form Number: 6-78730 NA)

CHAPTER 31

**GENERAL DISASSEMBLY AND ASSEMBLY**

Table of Contents..... 31-1  
(Book/Form Number: 6-78740 NA)

CHAPTER 32

**ATTACHMENTS**

Table of Contents..... 32-1  
(Book/Form Number: 6-78750 NA)

CHAPTER 33

**UPPER SLEWING STRUCTURE**

Table of Contents..... 33-1  
(Book/Form Number: 6-78760 NA)

CHAPTER 34

**TRAVEL SYSTEM**

Table of Contents..... 34-1  
(Book/Form Number: 6-78770 NA)

SECTION 4

**TROUBLESHOOTING**

Table of Contents .....I  
(Book/Form Number: 6-78780 NA)

CHAPTER 42

**TROUBLESHOOTING (HYDRAULIC SYSTEM)**

Table of Contents..... 42-1  
(Book/Form Number: 6-78790 NA)

CHAPTER 43

**TROUBLESHOOTING (ELECTRICAL SYSTEM)**

Table of Contents..... 43-1  
(Book/Form Number: 6-78800 NA)

CHAPTER 44

**TROUBLESHOOTING (ENGINE)**

Table of Contents..... 44-1  
(Book/Form Number: 6-78810 NA)

SECTION 5

**ENGINE**

Table of Contents .....I  
(Book/Form Number: 6-78820 NA)

CHAPTER 51

**THIS MANUAL EXPLAINS THE ENGINE PROPER AND IS FAITHFUL TO  
YANMAR DIESEL ENGINE'S SERVICE MANUALS.**

..... 1  
(Book/Form Number: 6-78580 NA)



**NEW HOLLAND**  
**CONSTRUCTION**

---

# **SHOP MANUAL - SECTION 1**

---

**EH50.B**  
**HYDRAULIC EXCAVATORS**

**STANDARD SPECIFICATIONS**  
**AND MAINTENANCE**

---

SECTION 1 - STANDARD SPECIFICATIONS AND MAINTENANCE

---

CNH America, LLC reserves the right to make improvements in design or changes in specifications at any time without incurring any obligation to install them on units previously sold.

All data given in this publication is subject to production variations. Dimensions and weights are only approximate. Illustrations do not necessarily show products in standard condition. For exact information about any particular product, please consult your Dealer

---

Revision History			
Issue	Issue Date	Applicable Machines	Remarks
First Edition	August, 2004	EH50.B: PJ04-03001	S5PJ0210E01 (Section 1 title page)

It's a preview. You can download the full file by clicking the link below.

<https://shopservicemanual.com/>

Service Manuals from 2\$