

Shop Manual

FORKLIFT
TRUCK

FD 200-7

FD 250-7

SERIAL NUMBERS

FD200- 2601

FD250- 3601

and up

KOMATSU

Contents of chapters

00. Foreword

10. Outline

20. Testing and adjusting

30. Removal and installation

40. Disassembly and assembly

50. Maintenance standard

60. Structure and function


70. Criteria for yearly inspection

80. Troubleshooting

Foreword





This manual describes the correct procedure for inspection, maintenance and troubleshooting in order to maintain the performance of lift trucks and secure workers' safety.
Utilize this manual sufficiently for higher services.

Precautions

It is important to pay attention to safety when you start any work. Never attempt any work where there is danger to yourself or to other persons. In this manual, works requiring high safety precautions are marked with . Take safety measures whenever performing those works.

Symbol

Important safety and quality portions of Shop Manual are marked with the following symbols so that Shop Manual will be utilized sufficiently.

Symbol	Item	Remarks
	Safety	A matter which needs special safety attention when work is performed
	Caution	A matter which especially needs technical attention or quality maintenance attention when work is performed
	Tightening torque	Tightening torque of a part which needs special attention in assembly work
	Coat	A portion to be coated with adhesive, grease, etc. in assembly work

It's a preview. You can download the full file by clicking the link below.

<https://shopservicemanual.com/>

Service Manuals from 2\$