

KOMATSU

SHOP MANUAL

FG10/15/18-21

FG15H/18H-21

FD10/15/18-21

FG20/25/30-17

FG20H/25H-17

FG20N/25N/30N-17

FG35A-17

FD20/25/30-16

FD20H/25H/30H-16


FD20N/25N/30N-16

FD35A-16

PRECAUTIONS WHEN PERFORMING THE SERVICE WORK

Always pay attention to “Safety” before starting any work — this is important.




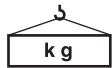

Never attempt any work where danger to yourself or to other persons.

Whenever work requiring safety precautions are described in this manual, a flag mark  inserted, always make double sure that safety measures are taken.

Other unmarked work, should always be performed after studying and using your common sense to prevent accidents.

DESCRIPTION OF THE SYMBOLS

The symbols described below are used in this manual for convenience and better understanding.

Symbol	Item	Description
	Safety	Special safety precautions are needed to perform the work.
	Note	Special technical precautions are needed to perform the work
	Tightening torque	Fastening parts that require specified tightening force when assembling.
	Weight	Weight of parts or systems
	Coat	Places to be coated with adhesives, etc. when assembling

SECTION INDEX

00. FOREWORD

10. GENERAL AND SPECIFICATIONS

20. TESTING AND ADJUSTMENT

30. REMOVAL AND INSTALLATION

40. DISASSEMBLY AND ASSEMBLY

50. MAINTENANCE STANDARD

60. STRUCTURE AND FUNCTION

80. CRITERIA FOR PERIODICAL INSPECTION AND JUDGMENT

90. CONVERSION TABLE

APPENDIX

10. GENERAL AND SPECIFICATIONS

SPECIFICATIONS	10-2
PERIODIC REPLACEMENT OF CONSUMABLE PARTS	10-16
SAFETY ITEMS FOR MAINTENANCE	10-17
STANDARD TIGHTENING TORQUE FOR BOLTS.....	10-25
STANDARD TIGHTENING TORQUE FOR PIPE JOINTS	10-26

It's a preview. You can download the full file by clicking the link below.

<https://shopservicemanual.com/>

Service Manuals from 2\$