

SERVICE MANUAL

EH45 Compact Excavator

6-75750NA



NEW HOLLAND
CONSTRUCTION

SERVICE MANUAL



EH45

HYDRAULIC EXCAVATOR

Section 1 - SPECIFICATION

Section 2 - MAINTENANCE

Section 3 - SYSTEM

Section 4 - DISASSEMBLY

Section 5 - TROUBLESHOOTING

Section 6 - ENGINE

Section 7 - MISCELLANEOUS

**Section 1
SPECIFICATIONS**

**Section 2
MAINTENANCE**

**Section 3
SYSTEM**

**Section 4
DISASSEMBLY
and
ASSEMBLY**

**Section 5
TROUBLESHOOTING**

**Section 6
ENGINE**

**Section 7
MISCELLANEOUS**

NEW HOLLAND

Source Code No. S5PJ0002E-01

Form Number - 6-75750

Any use of editorial or pictorial content is strictly prohibited without express written permission from
New Holland Construction, LLC. Carol Stream, IL 60188 U.S.A.
Copyright © 2003 New Holland Construction, LLC. All Rights Reserved.



00-0-2 ①

TABLE OF CONTENTS

Book Code No. and Distribution Month/Year		Section	Chapter Title	Chapter Number
		Section 1 SPECIFICATIONS		
S5PJ0102E-00 Oct 2001	S5PJ0102E-01 Jan 2003		Preliminary Remarks	S5PJ0102E
S5PJ0202E-00 Oct 2001	S5PJ0202E-01 Jan 2003		Specifications	S5PJ0202E
S5PJ0302E-00 Oct 2001	S5PJ0302E-01 Jan 2003		Attachment Dimensions	S5PJ0302E
S5PJ1102E-00 Oct 2001	S5PJ1102E-01 Dec 2002	Section 2 MAINTENANCE	Tools	S5PJ1002E
S5PJ1202E-00 Oct 2001	S5PJ1202E-01 Jan 2003		Standard Maintenance Time Table	S5PJ1202E
S5PJ1302E-00 Oct 2001	S5PJ1302E-01 Jan 2003		Maintenance Standard and Test Procedures	S5PJ1302E
S5PJ2202E-00 Oct 2001	S5PJ2202E-01 Jan 2003	Section 3 SYSTEM	Hydraulic Systems	S5PJ2202E
S5PJ2302E-00 Jan 2001	S5PJ2302E-01 Jan 2003		Electric System	S5PJ2302E
S5PJ2402E-00 Oct 2001	S5PJ2402E-01 Jan 2003		Components System	S5PJ2402E
S5PJ3102E-00 Oct 2001	S5PJ3102E-01 Jan 2003	Section 4 DISASSEMBLY and ASSEMBLY	Disassembling and Assembling	S5PJ3102E
S5PJ3202E-00 Jan 2001	S5PJ3202E-01 Jan 2003		Attachments	S5PJ3202E
S5PJ3302E-00 Oct 2001	S5PJ3302E-01 Jan 2003		Upper Structure	S5PJ3302E
S5PJ3402E-00 Oct 2001	S5PJ3402E-01 Jan 2003		Travel System	S5PJ3402E
S5PJ4202E-00 Oct 2001	S5PJ4202E-01 Jan 2003	Section 5 TROUBLESHOOTING	Troubleshooting (Hydraulic)	S5PJ4202E
S5PJ4302E-00 Oct 2001	S5PJ4302E-01 Jan 2003		Troubleshooting (Electrical)	S5PJ4302E
S5PJ4402E-00 Oct 2001	S5PJ4402E-01 Jan 2003		Troubleshooting (Engine)	S5PJ4402E
S5PJ5102E-00 Oct 2001	S5PJ5102E-01 Jan 2003	Section 6 ENGINE	Engine	S5PJ5102E
		Section 7 MISCELLANEOUS		

SAFETY PRECAUTIONS

1.1 GENERAL SAFETY INFORMATION

 WARNING 
Do Not operate or perform any maintenance on this machine until all instructions found in the OPERATOR'S MANUAL have been thoroughly read and understood.
Improper operation or maintenance of this machine may cause accidents and could result in serious injury or death.
Always keep the manual in the operator's seat pocket.
If it is missing or damaged, place an order with an authorized Distributor for a replacement.
If you have any questions, please consult an authorized Distributor.

1. Most accidents, which occur during operation, are due to neglect of precautionary measures and safety rules. Sufficient care should be taken to avoid these accidents. Erroneous operation, lubrication or maintenance services are very dangerous and may cause injury or death of personnel. Therefore all precautionary measures, **NOTES**, **DANGERS**, **WARNINGS** and **CAUTIONS** contained in this manual and on the machine should be read and understood by all personnel before starting any work with or on the machine.
2. Operation, inspection, and maintenance should be carefully carried out, and safety must be given the first priority. Messages of safety are indicated with marks. The safety information contained in this manual is intended only to supplement safety codes, insurance requirements, local laws, rules and regulations.
3. Messages of safety appear in this manual and on the machine. All messages of safety are identified by the words **DANGER**, **WARNING** and **CAUTION**.
 - a. **DANGER** – Indicates an imminently hazardous situation which, if not avoided, will result in death or serious injury and is represented as follows:

 DANGER 



- b. **WARNING** – Indicates a potentially hazardous situation which, if not avoided, could result in death or serious injury and is represented as follows:

 WARNING 
--

- c. **CAUTION** – Indicates a potentially hazardous situation which, if not avoided, may result in minor or moderate injury. It may also be used to alert against possible damage to the machine and its components and is represented as follows:

 CAUTION 
--

4. It is very difficult to forecast every danger that may occur during operation. However, safety can be ensured by fully understanding proper operating procedures for this machine according to methods recommended by the manufacturer.
5. While operating the machine, be sure to perform work with great care, so as not to damage the machine, or allow accidents to occur.
6. Continue studying this manual until all Safety, Operation and Maintenance procedures are completely understood by all persons working with the machine.

 WARNING 
The proper and safe lubrication and maintenance for this machine, recommended by the manufacturer, is outlined in the OPERATOR'S MANUAL for this machine.
Improper performance of lubrication or maintenance procedures are dangerous and could result in injury or death. Read and understand the OPERATOR'S MANUAL before performing any lubrication or maintenance.

It's a preview. You can download the full file by clicking the link below.

<https://shopservicemanual.com/>

Service Manuals from 2\$