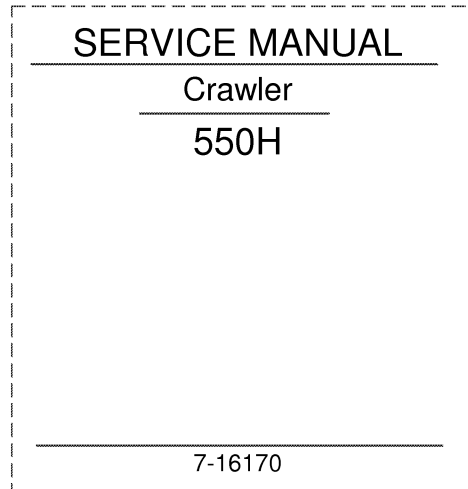


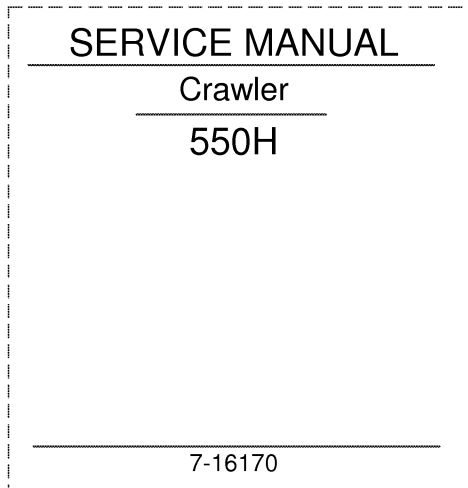
1. Trim along dashed line.
2. Slide into pocket on Binder Spine.

TYPE 1-4



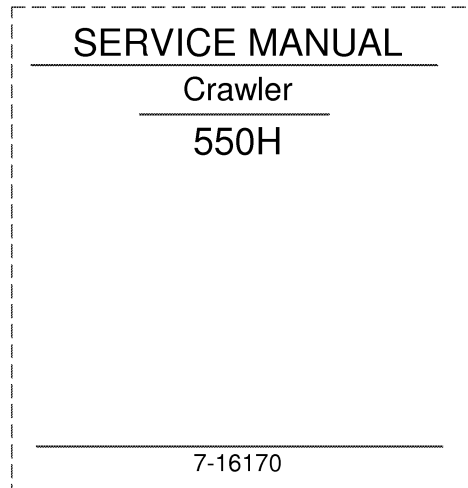
1. Trim along dashed line.
2. Slide into pocket on Binder Spine.

TYPE 1-4



1. Trim along dashed line.
2. Slide into pocket on Binder Spine.

TYPE 1-4



1. Trim along dashed line.
2. Slide into pocket on Binder Spine.

TYPE 1-4

# 550H CRAWLER

## Service Manual 7-16170

### Table of Contents

Description	Section No.	Publication Form No.
<b>General</b>	<b>Tab 1</b>	
Section Index - General		7-17600
Standard Torque Specifications	1001	8-71602
Fluids and Lubricants	1002	7-16230
Loctite Product Chart		8-98902
<b>Engines</b>	<b>Tab 2</b>	
Section Index - Engines		7-17610
Stall Tests	2001	7-16240
Radiator and Engine Removal and Installation	2002	7-17820
<b>Fuel System</b>	<b>Tab 3</b>	
Section Index - Fuel System		7-17620
<b>Electrical</b>	<b>Tab 4</b>	
Section Index - Electrical		7-17630
Removal and Installation of Electrical Components	4000	7-17640
Electrical Troubleshooting	4001	7-16250
Battery	4003	8-11361
Instrument Panel	4004	7-17650
Starter and Starter Solenoid	4006	7-17660
Alternator	4007	7-17670
<b>Tracks</b>	<b>Tab 5</b>	
Section Index - Tracks		7-17680
Undercarriage Fundamentals	5001	7-17690
Inspection of Track System Components	5501	7-44140
Case Lubricated Track	5504	7-17700
Sealed Track and Track Frame	5506	7-17710
Rubber Track	5507	7-17720
Idler, Track Adjuster, and Recoil Housing	5508	7-17730
Sprocket	5509	7-17740
Track Roller - 550H and 650H	5511	7-17750
<b>Power Train</b>	<b>Tab 6</b>	
Section Index - Power Train		7-17760
Transmission Removal and Installation	6000	7-17770
Transmission Schematic and Troubleshooting	6002	7-16260
Torque Converter and Torque Converter Housing	6006	7-17780

CASE CORPORATION  
700 State Street  
Racine, WI 53404 U.S.A.

CASE CANADA CORPORATION  
3350 South Service Road  
Hamilton, ON L7N 3M6 CANADA

Bur 7-17590

Copyright © 2000 Case Corporation  
Printed in U.S.A.  
July, 2000

# Table of Contents

Description	Section No.	Publication Form No.
Transmission Control Valve	6007	7-17790
Transmission	6016	7-17800
Final Drives	6017	7-17810
<b>Brakes</b>	<b>Tab 7</b>	
Section Index - Brakes		7-17840
Removal and Installation of Brake Valve and Removing Air from Brake System	7001	7-17850
Brake Valve	7002	7-17860
Brakes	7003	7-17870
<b>Hydraulics</b>	<b>Tab 8</b>	
Section Index - Hydraulics		7-17880
Removal and Installation of Hydraulic Components	8001	7-17890
Hydraulic Schematic and Troubleshooting	8002	7-16270
Cleaning the Hydraulic System	8003	7-49640
Equipment Pump	8005	7-17900
Dozer Control Valve	8007	7-16840
Cylinders	8008	7-17910
<b>Mounted Equipment</b>	<b>Tab 9</b>	
Section Index - Mounted Equipment		7-17920
Pedals, Levers, and Linkages	9002	7-16280
Dozer Blade	9007	7-17930
ROPS Canopy, Seat Mounting, and Seat Belts	9008	7-17940
Ripper	9011	7-17970
<b>Schematic Set</b>		
Electrical and Hydraulic Schematic Foldout	In Rear Pocket	7-16290

**NOTE:** Case Corporation reserves the right to make improvements in design or changes in specifications at any time without incurring any obligation to install them on units previously sold.

# SECTION INDEX

## GENERAL

<b>Section Title</b>	<b>Section Number</b>
Standard Torque Specifications .....	1001
Fluid and Lubricants .....	1002
Loctite Product Chart	

**CASE CORPORATION**  
700 State Street  
Racine, WI 53404 U.S.A.

**CASE CANADA CORPORATION**  
3350 South Service Road  
Hamilton, ON L7N 3M6 CANADA

Bur 7-17600

Copyright © 2000 Case Corporation  
Printed in U.S.A.  
July, 2000



It's a preview. You can download the full file by clicking the link below.

<https://shopservicemanual.com/>

Service Manuals from 2\$