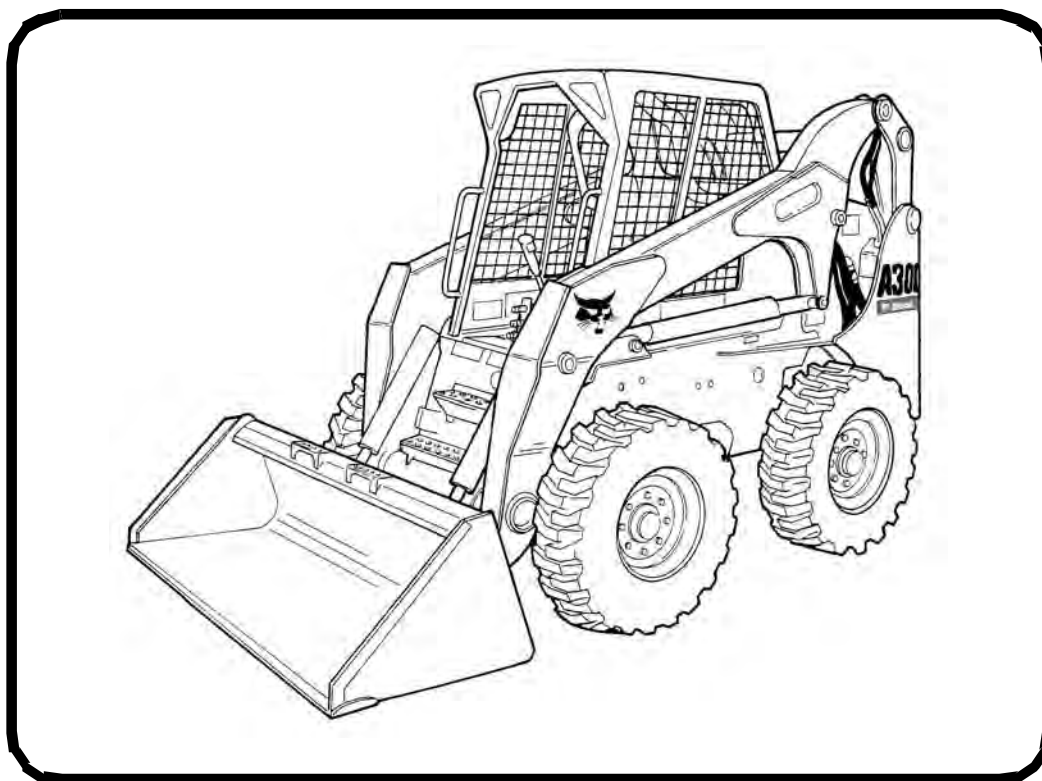





Service Manual

A300 All-Wheel Steer

S/N A5GW20001 & Above
S/N A5GY20001 & Above



**EQUIPPED WITH
BOBCAT INTERLOCK
CONTROL SYSTEM (BICS™)**



MAINTENANCE SAFETY



WARNING


Instructions are necessary before operating or servicing machine. Read and understand the Operation & Maintenance Manual, Operator's Handbook and signs (decals) on machine. Follow warnings and instructions in the manuals when making repairs, adjustments or servicing. Check for correct function after adjustments, repairs or service. Untrained operators and failure to follow instructions can cause injury or death.

W-2003-0807



Safety Alert Symbol: This symbol with a warning statement, means: "Warning, be alert! Your safety is involved!" Carefully read the message that follows.


CORRECT



B-10731a

⚠ Never service the Bobcat Skid-Steer Loader without instructions.


CORRECT



B-16261

⚠ Use the correct procedure to lift or lower operator cab.


CORRECT



B-16264

⚠ Cleaning and maintenance are required daily.


WRONG



B-16272

- ⚠ Have good ventilation when welding or grinding painted parts.
- ⚠ Wear dust mask when grinding painted parts. Toxic dust and gas can be produced.
- ⚠ Avoid exhaust fume leaks which can kill without warning. Exhaust system must be tightly sealed.

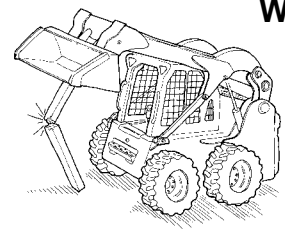
WRONG



B-16260

⚠ Disconnecting or loosening any hydraulic tube line, hose, fitting, component or a part failure can cause lift arms to drop. Do not go under lift arms when raised unless supported by an approved lift arm support device. Replace it if damaged.


WRONG



B-16263

- ⚠ Never work on loader with lift arms up unless lift arms are held by an approved lift arm support device. Replace if damaged.
- ⚠ Never modify equipment or add attachments not approved by Bobcat Company.


WRONG



B-16271

- ⚠ Stop, cool and clean engine of flammable materials before checking fluids.
- ⚠ Never service or adjust loader with the engine running unless instructed to do so in the manual.
- ⚠ Avoid contact with leaking hydraulic fluid or diesel fuel under pressure. It can penetrate the skin or eyes.
- ⚠ Never fill fuel tank with engine running, while smoking or when near open flame.

WRONG



B-16270

- ⚠ Keep body, jewelry and clothing away from moving parts, electrical contact, hot parts and exhaust.
- ⚠ Wear eye protection to guard from battery acid, compressed springs, fluids under pressure and flying debris when engines are running or tools are used. Use eye protection approved for type of welding.
- ⚠ Keep rear door closed except for service. Close and latch door before operating the loader.

WRONG



B-6589

- ⚠ Lead-acid batteries produce flammable and explosive gases.
- ⚠ Keep arcs, sparks, flames and lighted tobacco away from batteries.
- ⚠ Batteries contain acid which burns eyes or skin on contact. Wear protective clothing. If acid contacts body, flush well with water. For eye contact flush well and get immediate medical attention.

Maintenance procedures which are given in the Operation & Maintenance Manual can be performed by the owner/operator without any specific technical training. Maintenance procedures which are **not** in the Operation & Maintenance Manual must be performed **ONLY BY QUALIFIED BOBCAT SERVICE PERSONNEL**. Always use genuine Bobcat replacement parts. The Service Safety Training Course is available from your Bobcat dealer.



Bobcat®

ALPHABETICAL INDEX

ACCESS PANEL (INSIDE)	50-01	FLYWHEEL AND HOUSING	70-01
AIR CLEANER	70-01	FLYWHEEL RPM SENSOR	60-01
AIR CLEANER SERVICE	10-01	FRONT AUXILIARY HYDRUALIC COUPLER	
AIR CONDITIONING SYSTEM FLOW	80-01	BLOCK	20-01
ALTERNATOR	60-01	FUEL SYSTEM.....	10-01, 70-01
		FUEL TANK	50-01
BACK-UP ALARM SYSTEM	60-01		
BATTERY	60-01	HEATER COIL	80-01
BLOWER FAN	80-01	HEATER VALVE	80-01
BOBCAT CONTROLLER (ACS)	60-01	HIGH FLOW VALVE	20-01
BOBCAT CONTROLLER (DRIVE PLUS)	60-01	HUB	40-01
BOBCAT CONTROLLER		HYDRAULIC CONNECTION	
(GATEWAY AND AUXILIARY)	60-01	SPECIFICATIONS.....	SPEC-01
BOBCAT INTERLOCK CONTROL		HYDRAULIC CONTROL VALVE	20-01
SYSTEM (BICS)	60-01	HYDRAULIC FLUID RESERVOIR	20-01
BOB-TACH (HAND LEVER)	10-01, 50-01	HYDRAULIC / HYDROSTATIC FILTERS	20-01
BOB-TACH (POWER).....	10-01, 50-01	HYDRAULIC / HYDROSTATIC FLUID	
BOB-TACH (POWER) BLOCK.....	20-01	SPECIFICATIONS.....	SPEC-01
BRAKE	40-01	HYDRAULIC / HYDROSTATIC SYSTEM.....	10-01
BUCKET POSITION VALVE	20-01	HYDRAULIC PUMP	20-01
		HYDRAULIC PUMP (HIGH FLOW).....	20-01
CAB DOOR	50-01	HYDRAULIC SYSTEM INFORMATION	20-01
CALIBRATION	60-01	HYDROSTATIC DRIVE MOTOR (TWO-SPEED)....	30-01
CAMSHAFT AND TIMING GEARS.....	70-01	HYDROSTATIC MOTOR CARRIER.....	30-01
CASE DRAIN FILTER	30-01	HYDROSTATIC PUMP	30-01
CHAINCASE	40-01	HYDROSTATIC SYSTEM INFORMATION.....	30-01
CHARGE PRESSURE	30-01		
COMPRESSOR	80-01	INSTRUMENT PANEL.....	60-01
CONDENSER	80-01		
CONTROL PANEL	50-01	JOYSTICK CONTROL	50-01
CONTROL PANEL SETUP	60-01		
CONVERSIONS	SPEC-01	LIFT ARMS	50-01
CRANKSHAFT AND PISTONS	70-01	LIFT ARM BYPASS CONTROL VALVE	20-01
CYLINDER HEAD	70-01	LIFT ARM SUPPORT DEVICE.....	10-01
CYLINDER (BOB-TACH)	20-01	LIFTING AND BLOCKING THE LOADER.....	10-01
CYLINDER (LIFT)	20-01	LIGHTS.....	60-01
CYLINDER (STEERING)	20-01	(A300) LOADER SPECIFICATIONS	SPEC-01
CYLINDER (TILT)	20-01	LOADER STORAGE AND RETURN TO SERVICE	10-01
		LUBRICATION SYSTEM	70-01
DIAGNOSTICS SERVICE CODES.....	60-01	LUBRICATING THE LOADER.....	10-01
DRIVE BELT	30-01		
DRIVE COMPONENTS	40-01	MAIN RELIEF VALVE	20-01
		MAINTENANCE CLOCK	60-01
ELECTRICAL / HYDRAULIC CONTROLS	60-01	MUFFLER.....	70-01
ELECTRICAL SYSTEM INFORMATION	60-01		
EMERGENCY EXIT	10-01	OIL COOLER.....	20-01
ENGINE COOLING SYSTEM.....	10-01, 70-01	OPERATOR CAB	10-01, 50-01
ENGINE INFORMATION	70-01	OPERATOR SEAT (SUSPENSION).....	50-01
ENGINE LUBRICATION SYSTEM.....	10-01		
ENGINE SPEED CONTROL	70-01	PASSWORD SETUP (DELUXE INSTRUMENTATION	
EVAPORATOR.....	80-01	PANEL).....	60-01
EVAPORATOR / HEATER UNIT	80-01	PASSWORD SETUP (KEYLESS START PANEL) ..	60-01
EXHAUST GAS RECIRCULATION (EGR)		PIVOT PINS	10-01
SYSTEM	70-01		
EXPANSION VALVE	80-01		
FINAL DRIVE TRANSMISSION (CHAINCASE)	10-01		

It's a preview. You can download the full file by clicking the link below.

<https://shopservicemanual.com/>

Service Manuals from 2\$