



EN

Service Manual

Small Articulated Loader



L23 S/N: B4LC11001 & Above
L23 S/N: B4Y511001 & Above



MAINTENANCE SAFETY WARNINGS




- Never service the ® machine without instructions. Read and understand the Operation & Maintenance Manual, Operator's Handbook and signs (decals) on machine.
- Follow warnings and instructions in manuals when making repairs, adjustments or servicing. Check for correct function after adjustments, repairs or service. Untrained operators and failure to follow instructions can cause injury or death.


Maintenance procedures which are given in the Operation & Maintenance Manual can be performed by the owner/operator without any specific technical training. Maintenance procedures which are not in the Operation & Maintenance Manual must be performed **ONLY BY QUALIFIED BOBCAT SERVICE PERSONNEL**. Always use genuine replacement parts. The Service Safety Training Course is available from your dealer.



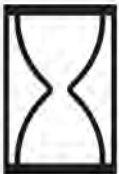
This check mark means: "Follow instructions for proper operations." Carefully read the message that follows.



- Install articulation lock bar when conducting service or maintenance in the articulation joint area.
- Never go under lift arm when raised unless lift arm is held by an approved lift arm support. Replace if damaged.
- Disconnecting or loosening any hydraulic tubeline, hose, fitting, component, or a part failure can cause lift arm to drop.



- Keep body, jewelry, and clothing away from moving parts, electrical contact, hot parts, and exhaust.
- Wear eye protection to guard from battery acid, compressed springs, fluids under pressure, and flying debris when engines are running or tools are used. Use eye protection approved for type of welding.
- Keep engine cover and panels installed except for service. Fasten panels and latch engine cover before operating.



- Cleaning and maintenance are required daily.
- Never modify equipment or add attachments not approved by .

MAINTENANCE SAFETY WARNINGS



This Safety Alert Symbol means: "Attention! Be Alert! Your Safety is Involved!" Carefully read the message that follows.



- Have good ventilation when welding or grinding painted parts.
- Wear dust mask when grinding painted parts. Toxic dust and gas can be produced.
- Avoid exhaust fume leaks which can kill without warning. Exhaust system must be tightly sealed.



- Stop, cool, and clean engine of flammable materials before checking fluids.
- Never service or adjust machine with the engine running unless instructed to do so in the manual.
- Avoid contact with leaking hydraulic fluid or diesel fuel under pressure. It can penetrate the skin or eyes.
- Never fill fuel tank with engine running, while smoking, or near open flame.



- Lead-acid batteries produce flammable and explosive gases.
- Keep arcs, sparks, flames, and lighted tobacco away from batteries.
- Batteries contain acid which burns eyes or skin on contact.
- Wear protective clothing. If acid contacts body, flush well with water. For eye contact flush well and get immediate medical attention.



FOREWORD.....	10-1
SAFETY AND MAINTENANCE.....	20-1
HYDRAULIC SYSTEM.....	30-1
HYDROSTATIC SYSTEM	40-1
MAINFRAME	50-1
ELECTRICAL SYSTEM.....	60-1
ENGINE SERVICE	70-1
HEATING AND VENTILATION SYSTEM.....	80-1
SPECIFICATIONS.....	90-1

It's a preview. You can download the full file by clicking the link below.

<https://shopservicemanual.com/>

Service Manuals from 2\$