

# S130

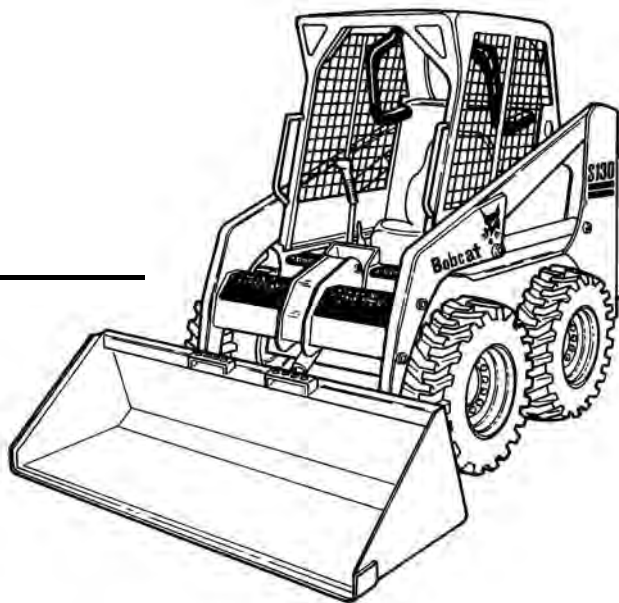


# Bobcat®

## Service Manual

S/N 524611001 & Above

S/N 524711001 & Above



*Doosan purchased Bobcat Company from Ingersoll-Rand Company in 2007. Any reference to Ingersoll-Rand Company or use of trademarks, service marks, logos, or other proprietary identifying marks belonging to Ingersoll-Rand Company in this manual is historical or nominative in nature, and is not meant to suggest a current affiliation between Ingersoll-Rand Company and Bobcat Company or the products of either.*

**EQUIPPED WITH  
BOBCAT INTERLOCK  
CONTROL SYSTEM (BICS™)**





# MAINTENANCE SAFETY



## WARNING


Instructions are necessary before operating or servicing machine. Read and understand the Operation & Maintenance Manual, Operator's Handbook and signs (decals) on machine. Follow warnings and instructions in the manuals when making repairs, adjustments or servicing. Check for correct function after adjustments, repairs or service. Untrained operators and failure to follow instructions can cause injury or death.

W-2003-0903



**Safety Alert Symbol:** This symbol with a warning statement, means: "Warning, be alert! Your safety is involved!" Carefully read the message that follows.


### CORRECT



B-10731a

Never service the Bobcat Skid-Steer Loader without instructions.


### CORRECT



B-15590

Use the correct procedure to lift or lower operator cab.


### CORRECT



B-15591

Cleaning and maintenance are required daily.


### WRONG



B-15592

- Have good ventilation when welding or grinding painted parts.
- Wear dust mask when grinding painted parts. Toxic dust and gas can be produced.
- Avoid exhaust fume leaks which can kill without warning. Exhaust system must be tightly sealed.

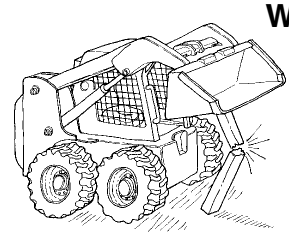
### WRONG



B-15593

Disconnecting or loosening any hydraulic tubing, hose, fitting, component or a part failure can cause lift arms to drop. Do not go under lift arms when raised unless supported by an approved lift arm support device. Replace it if damaged.


### WRONG



B-15599

- Never work on loader with lift arms up unless lift arms are held by an approved lift arm support device. Replace if damaged.
- Never modify equipment or add attachments not approved by Bobcat Company.


### WRONG



B-15600

- Stop, cool and clean engine of flammable materials before checking fluids.
- Never service or adjust loader with the engine running unless instructed to do so in the manual.
- Avoid contact with leaking hydraulic fluid or diesel fuel under pressure. It can penetrate the skin or eyes.
- Never fill fuel tank with engine running, while smoking or when near open flame.

### WRONG



B-15601

- Keep body, jewelry and clothing away from moving parts, electrical contact, hot parts and exhaust.
- Wear eye protection to guard from battery acid, compressed springs, fluids under pressure and flying debris when engines are running or tools are used. Use eye protection approved for type of welding.
- Keep rear door closed except for service. Close and latch door before operating the loader.

### WRONG



B-6589

- Lead-acid batteries produce flammable and explosive gases.
- Keep arcs, sparks, flames and lighted tobacco away from batteries.
- Batteries contain acid which burns eyes or skin on contact. Wear protective clothing. If acid contacts body, flush well with water. For eye contact flush well and get immediate medical attention.

Maintenance procedures which are given in the Operation & Maintenance Manual can be performed by the owner/operator without any specific technical training. Maintenance procedures which are **not** in the Operation & Maintenance Manual must be performed **ONLY BY QUALIFIED BOBCAT SERVICE PERSONNEL**. Always use genuine Bobcat replacement parts. The Service Safety Training Course is available from your Bobcat dealer.

MSW08-0805



**Bobcat®**

## ALPHABETICAL INDEX

ADVANCED CONTROL SYSTEM (ACS)		FAN GEARBOX.....	10-01
ADVANCE HAND CONTROL .....	60-01	FINAL DRIVE TRANSMISSION (CHAINCASE).....	10-01
ADVANCED CONTROL SYSTEM (ACS)		FLYWHEEL AND HOUSING .....	70-01
SELECTRABLE HAND/FOOT CONTROL.....	60-01	FRONT AUXILIARY HYDRAULIC	
ADVANCED HAND CONTROL (AHC) SYSTEM....	60-01	COUPLER BLOCK .....	20-01
ADVANCED HAND CONTROL (AHC)		FRONT AUXILIARY PRESSURE	
SYSTEM (W/PUSH BUTTON FLOAT) .....	60-01	RELIEF BLOCK.....	20-01
AIR CLEANER SERVICE .....	10-01, 70-01	FUEL SYSTEM.....	10-01
		FUEL TANK.....	50-01
BASIC TROUBLESHOOTING .....	80-01		
BATTERY .....	60-01	HEATER UNIT.....	80-01
BICS™ SYSTEM .....	60-01	HEATER COIL.....	80-01
BOBCAT CONTROLLER .....	60-01	HEATER FAN .....	80-01
BOBCAT INTERLOCK		HEATER VALVE .....	80-01
CONTROL SYSTEM (BICS™) .....	60-01	HYDRAULIC CONNECTION SPECS .....	SPEC-01
BOB-TACH .....	10-01, 50-01	HYDRAULIC CONTROL VALVE (ADVANCED	
BRAKE .....	40-01	CONTROL SYSTEM) (ACS) .....	20-01
BUCKET POSITION VALVE.....	20-01	HYDRAULIC CONTROL VALVE	
		(FOOT CONTROL).....	20-01
CHAINCASE .....	40-01	HYDRAULIC FLUID RESERVOIR .....	20-01
CHARGE PRESSURE .....	30-01	HYDRAULIC/HYDROSTATIC FILTER.....	20-01
COMPONENTS .....	80-01	HYDRAULIC FLUID SPECIFICATIONS .....	SPEC-01
CONTROL HANDLE .....	50-01	HYDRAULIC/HYDROSTATIC SYSTEM .....	10-01
CONTROL HANDLE		HYDRAULIC SYSTEM INFORMATION	20-01
(ADVANCE HAND CONTROL) (AHC).....	50-01	HYDRAULIC PUMP .....	20-01
CONTROL HANDLE (ADVANCED CONTROL SYSTEM)		HYDROSTATIC MOTOR .....	30-01
(ACS) ADVANCED HAND CONTROL.....	50-01	HYDROSTATIC PUMP .....	30-01
CONTROL PANEL.....	50-01	HYDROSTATIC SYSTEM INFORMATION .....	30-01
CONTROL PEDALS .....	50-01		
CONTROL PEDALS (ACS) .....	50-01	INSTRUMENT PANEL .....	60-01
CONVERSIONS .....	SPEC-01		
COOLING FAN .....	70-01	LIFT ARM .....	50-01
CYLINDER (LIFT).....	20-01	LIFT ARM BY-PASS CONTROL VALVE .....	20-01
CYLINDER (POWER BOB-TACH) .....	20-01	LIFT ARM SUPPORT DEVICE .....	10-01
CYLINDER (TILT).....	20-01	LIFTING AND BLOCKING THE LOADER.....	10-01
		LIGHTS.....	60-01
DIAGNOSTICS .....	60-01	LOADER SPECIFICATIONS .....	SPEC-01
DRIVE BELT .....	30-01	LUBRICATION OF THE BOBCAT LOADER.....	10-01
DRIVE COMPONENTS .....	40-01		
		MAIN RELIEF VALVE .....	20-01
ELECTRICAL/HYD. CONTROLS REFERENCE ....	60-01	MUFFLER.....	70-01
ELECTRICAL SYSTEM INFORMATION .....	60-01		
ENGINE .....	70-01	OIL COOLER.....	30-01
ENGINE COMPONENTS AND TESTING .....	70-01	OPERATOR CAB .....	10-01, 50-01
ENGINE COOLING SYSTEM.....	10-01	OPERATOR SEAT .....	50-01
ENGINE LUBRICATION SYSTEM .....	10-01	OPERATOR SEAT (SUSPENSION) .....	50-01
ENGINE SPECIFICATIONS.....	SPEC-		
ENGINE SPEED CONTROL .....	70-01	POWER BOB-TACH .....	50-01
		POWER BOB-TACH BLOCK .....	50-01

Continued On Next Page

It's a preview. You can download the full file by clicking the link below.

<https://shopservicemanual.com/>

Service Manuals from 2\$