




Service Manual

S160 Skid-Steer Loader

S/N 529960001 & Above
S/N 530060001 & Above
S/N AC3260001 & Above
S/N AHWA11001 & Above



**EQUIPPED WITH
BOBCAT INTERLOCK
CONTROL SYSTEM (BICS™)**



MAINTENANCE SAFETY



WARNING


Instructions are necessary before operating or servicing machine. Read and understand the Operation & Maintenance Manual, Operator's Handbook and signs (decals) on machine. Follow warnings and instructions in the manuals when making repairs, adjustments or servicing. Check for correct function after adjustments, repairs or service. Untrained operators and failure to follow instructions can cause injury or death.

W-2003-0807



Safety Alert Symbol: This symbol with a warning statement, means: "Warning, be alert! Your safety is involved!" Carefully read the message that follows.


CORRECT



P-90216

- Never service the Bobcat Skid-Steer Loader without instructions.


CORRECT



B-15590

- Use the correct procedure to lift or lower operator cab.


CORRECT



B-15591

- Cleaning and maintenance are required daily.


WRONG



B-15592

- Have good ventilation when welding or grinding painted parts.
- Wear dust mask when grinding painted parts. Toxic dust and gas can be produced.
- Avoid exhaust fume leaks which can kill without warning. Exhaust system must be tightly sealed.

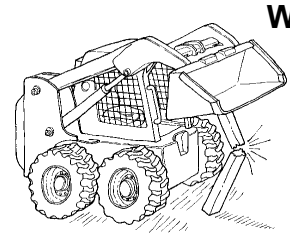
WRONG



B-15593

- Disconnecting or loosening any hydraulic tubeline, hose, fitting, component or a part failure can cause lift arms to drop. Do not go under lift arms when raised unless supported by an approved lift arm support device. Replace it if damaged.


WRONG



B-15599

- Never work on loader with lift arms up unless lift arms are held by an approved lift arm support device. Replace if damaged.
- Never modify equipment or add attachments not approved by Bobcat Company.


WRONG



B-15600

- Stop, cool and clean engine of flammable materials before checking fluids.
- Never service or adjust loader with the engine running unless instructed to do so in the manual.
- Avoid contact with leaking hydraulic fluid or diesel fuel under pressure. It can penetrate the skin or eyes.
- Never fill fuel tank with engine running, while smoking or when near open flame.

WRONG



B-15601

- Keep body, jewelry and clothing away from moving parts, electrical contact, hot parts and exhaust.
- Wear eye protection to guard from battery acid, compressed springs, fluids under pressure and flying debris when engines are running or tools are used. Use eye protection approved for type of welding.
- Keep rear door closed except for service. Close and latch door before operating the loader.

WRONG



B-6589

- Lead-acid batteries produce flammable and explosive gases.
- Keep arcs, sparks, flames and lighted tobacco away from batteries.
- Batteries contain acid which burns eyes or skin on contact. Wear protective clothing. If acid contacts body, flush well with water. For eye contact flush well and get immediate medical attention.

Maintenance procedures which are given in the Operation & Maintenance Manual can be performed by the owner/operator without any specific technical training. Maintenance procedures which are **not** in the Operation & Maintenance Manual must be performed **ONLY BY QUALIFIED BOBCAT SERVICE PERSONNEL**. Always use genuine Bobcat replacement parts. The Service Safety Training Course is available from your Bobcat dealer.

MSW08-0409



Bobcat®

ALPHABETICAL INDEX

ACCESS PANEL (INSIDE)	50-01	ENGINE LUBRICATION SYSTEM	10-01
ACCESS PANEL (INSIDE) (SJC)	50-01	ENGINE COOLING SYSTEM	70-01
AIR CLEANER	70-01	ENGINE INFORMATION	70-01
AIR CLEANER SERVICE	10-01	ENGINE SPEED CONTROL	70-01
AIR CONDITIONING SYSTEM FLOW	80-01	ENGINE SPEED CONTROL (SJC)	70-01
ALTERNATOR	60-01	EVAPORATOR	80-01
		EVAPORATOR/HEATER UNIT	80-01
		EXPANSION VALVE	80-01
BACK-UP ALARM SYSTEM	60-01		
BATTERY	60-01	FINAL DRIVE TRANSMISSION (CHAINCASE)	10-01
BLOWER FAN	80-01	FLYWHEEL AND HOUSING	70-01
BOBCAT CONTROLLER (ACS)	60-01	FLYWHEEL RPM SENSOR	60-01
BOBCAT CONTROLLER (GATEWAY AND		FRONT AUXILIARY HYDRAULIC	
AUXILIARY)	60-01	COUPLER BLOCK	20-01
BOBCAT CONTROLLER (SJC) (DRIVE)	60-01	FUEL SYSTEM	10-01, 70-01
BOBCAT INTERLOCK CONTROL		FUEL TANK	50-01
SYSTEM (BICS)	60-01		
BOB-TACH (HAND LEVER)	10-01, 50-01	HEATER COIL	80-01
BOB-TACH (POWER)	10-01, 50-01	HEATER VALVE	80-01
BOB-TACH (POWER) BLOCK	20-01	HIGH FLOW VALVE	20-01
BRAKE (SINGLE SPEED)	40-01	HYDRAULIC CONNECTION SPECS	SPEC-01
BRAKE (TWO-SPEED)	40-01	HYDRAULIC CONTROL VALVE (ACS) OR (SJC) ..	20-01
BUCKET POSITION VALVE	20-01	HYDRAULIC CONTROL VALVE (STANDARD)	20-01
		HYDRAULIC/HYDROSTATIC FILTERS	20-01
CAB DOOR	50-01	HYDRAULIC FLUID RESERVOIR	20-01
CALIBRATION	60-01	HYDRAULIC/HYDROSTATIC	
CAMSHAFT AND TIMING GEARS	70-01	FLUID SPECIFICATIONS	SPEC-01
CASE DRAIN FILTER	30-01	HYDRAULIC/HYDROSTATIC SYSTEM	10-01
CHAINCASE	40-01	HYDRAULIC PUMP (STANDARD)	20-01
CHARGE PRESSURE	30-01	HYDRAULIC PUMP (STANDARD) (HIGH FLOW) ..	20-01
COMPRESSOR	80-01	HYDRAULIC PUMP (SJC)	20-01
CONDENSER	80-01	HYDRAULIC PUMP (SJC) (HIGH FLOW)	20-01
CONTROL HANDLE/LEVER	50-01	HYDRAULIC SYSTEM INFORMATION	20-01
CONTROL HANDLE/LEVER (ACS)	50-01	HYDROSTATIC MOTOR	30-01
CONTROL HANDLE/LEVER (SJC)	50-01	HYDROSTATIC MOTOR (TWO SPEED)	30-01
CONTROL PANEL	50-01	HYDROSTATIC MOTOR CARRIER	
CONTROL PANEL (SJC)	50-01	(SINGLE AND TWO-SPEED WITH MANUAL	
CONTROL PANEL SETUP	60-01	CONTROLS)	30-01
CONTROL PEDALS AND LINKAGE	50-01	HYDROSTATIC MOTOR CARRIER	
CONTROL PEDALS (ACS)	50-01	(SINGLE AND TWO-SPEED WITH SJC	
CONTROL SYSTEM (ACS)	60-01	CONTROLS)	30-01
CONVERSIONS	SPEC-01	HYDROSTATIC PUMP	30-01
CRANKSHAFT AND PISTONS	70-01	HYDROSTATIC PUMP (SJC)	30-01
CYLINDER (BOB-TACH)	20-01	HYDROSTATIC SYSTEM INFORMATION	30-01
CYLINDER (LIFT)	20-01		
CYLINDER (TILT)	20-01		
CYLINDER HEAD	70-01		
		INSTRUMENT PANELS	60-01
DIAGNOSTICS SERVICE CODES	60-01		
DRIVE BELT	30-01		
DRIVE COMPONENTS	40-01		
ELECTRICAL/HYD. CONTROLS	60-01		
ELECTRICAL/HYD. CONTROLS (SJC)	60-01		
ELECTRICAL SYSTEM INFORMATION	60-01		
EMERGENCY EXIT	10-01		
ENGINE COOLING SYSTEM	10-01		

It's a preview. You can download the full file by clicking the link below.

<https://shopservicemanual.com/>

Service Manuals from 2\$