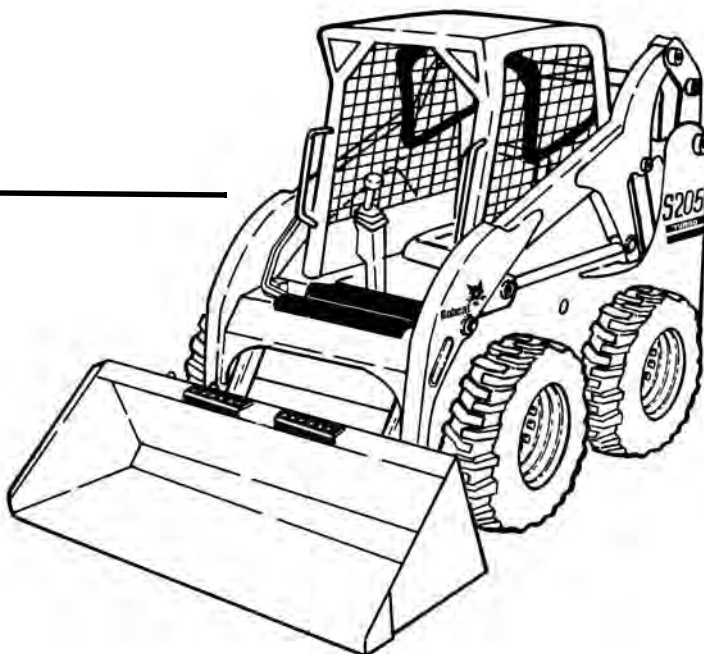




Bobcat®

Service Manual

**S/N 528411001 & Above
S/N 528511001 & Above**



**EQUIPPED WITH
BOBCAT INTERLOCK
CONTROL SYSTEM (BICS™)**

6902917 (7-09)

Printed in U.S.A.

© Bobcat Company 2009

MAINTENANCE SAFETY



WARNING

Instructions are necessary before operating or servicing machine. Read and understand the Operation & Maintenance Manual, Operator's Handbook and signs (decals) on machine. Follow warnings and instructions in the manuals when making repairs, adjustments or servicing. Check for correct function after adjustments, repairs or service. Untrained operators and failure to follow instructions can cause injury or death.

W-2003-0807



Safety Alert Symbol: This symbol with a warning statement, means: "Warning, be alert! Your safety is involved!" Carefully read the message that follows.

CORRECT



P-90216

- Never service the Bobcat Skid-Steer Loader without instructions.

CORRECT



B-15535

- Use the correct procedure to lift or lower operator cab.


CORRECT



B-15524

- Cleaning and maintenance are required daily.


WRONG



B-15734

- Have good ventilation when welding or grinding painted parts.
- Wear dust mask when grinding painted parts. Toxic dust and gas can be produced.
- Avoid exhaust fume leaks which can kill without warning. Exhaust system must be tightly sealed.


WRONG



B-15732

- Disconnecting or loosening any hydraulic tubeline, hose, fitting, component or a part failure can cause lift arms to drop. Do not go under lift arms when raised unless supported by an approved lift arm support device. Replace it if damaged.


WRONG



B-15525

- Never work on loader with lift arms up unless lift arms are held by an approved lift arm support device. Replace if damaged.
- Never modify equipment or add attachments not approved by Bobcat Company.


WRONG



B-15733

- Stop, cool and clean engine of flammable materials before checking fluids.
- Never service or adjust loader with the engine running unless instructed to do so in the manual.
- Avoid contact with leaking hydraulic fluid or diesel fuel under pressure. It can penetrate the skin or eyes.
- Never fill fuel tank with engine running, while smoking or when near open flame.

WRONG



B-15523

- Keep body, jewelry and clothing away from moving parts, electrical contact, hot parts and exhaust.
- Wear eye protection to guard from battery acid, compressed springs, fluids under pressure and flying debris when engines are running or tools are used. Use eye protection approved for type of welding.
- Keep rear door closed except for service. Close and latch door before operating the loader.

WRONG



B-6589

- Lead-acid batteries produce flammable and explosive gases.
- Keep arcs, sparks, flames and lighted tobacco away from batteries.
- Batteries contain acid which burns eyes or skin on contact. Wear protective clothing. If acid contacts body, flush well with water. For eye contact flush well and get immediate medical attention.

Maintenance procedures which are given in the Operation & Maintenance Manual can be performed by the owner/operator without any specific technical training. Maintenance procedures which are **not** in the Operation & Maintenance Manual must be performed **ONLY BY QUALIFIED BOBCAT SERVICE PERSONNEL**. Always use genuine Bobcat replacement parts. The Service Safety Training Course is available from your Bobcat dealer.



Bobcat®

ALPHABETICAL INDEX

ADVANCED CONTROL SYSTEM (ACS)		FAN GEARBOX	10-01
SELECTABLE HAND/FOOT CONTROL	60-01	FINAL DRIVE TRANSMISSION (CHAINCASE) ..	10-01
AIR CLEANER	70-01	FLYWHEEL AND HOUSING	70-01
AIR CLEANER SERVICE	10-01	FLYWHEEL RPM SENSOR	60-01
AIR CONDITIONING SERVICE	80-01	FRONT AUXILIARY HYD. COUPLER BLOCK	20-01
AIR CONDITIONING SYSTEM FLOW	80-01	FUEL SYSTEM	10-01
ALTERNATOR	60-01	FUEL TANK	50-01
		GENERAL AIR CONDITIONING SERVICE	
BATTERY	60-01	GUIDELINES	80-01
BASIC TROUBLESHOOTING	80-01		
BICS SYSTEM	60-01	HEATER COIL	80-01
BOBCAT CONTROLLER	60-01	HEATER/AC FAN	80-01
BOB-TACH	10-01, 50-01	HEATER VALVE	80-01
BRAKE	40-01	HIGH FLOW VALVE	20-01
BUCKET POSITION VALVE	20-01	HYDRAULIC CONNECTION SPECS.	SPEC-01
		HYDRAULIC CONTROL VALVE	20-01
CALIBRATION	60-01	HYDRAULIC FILTER HOUSING	20-01
CHAINCASE	40-01	HYDRAULIC FLUID SPECIFICATIONS	SPEC-01
CHARGE PRESSURE	30-01	HYDRAULIC FLUID RESERVOIR	20-01
COMPONENTS	80-01	HYDRAULIC/HYDROSTATIC SYSTEM	10-01
COMPRESSOR	80-01	HYDRAULIC PUMP	20-01
CONDENSER	80-01	HYDRAULIC PUMP (HIGH FLOW)	20-01
CONTROL HANDLE	50-01	HYDRAULIC PUMP (HIGH FLOW) (SJC)	20-01
CONTROL HANDLE (SJC)	50-01	HYDRAULIC PUMP (SJC)	20-01
CONTROL HANDLE (ADVANCED CONTROL SYSTEM)		HYDRAULIC SYSTEM INFORMATION	20-01
(ACS) SELECTABLE HAND/FOOT CONTROL	50-01	HYDROSTATIC MOTOR	30-01
CONTROL PANEL	50-01	HYDROSTATIC MOTOR CARRIER	30-01
CONTROL PANEL (SJC)	50-01	HYDROSTATIC MOTOR CARRIER (SJC)	30-01
CONTROL PEDALS	50-01	HYDROSTATIC PUMP	30-01
CONTROL PEDALS (ACS)	50-01	HYDROSTATIC SYSTEM INFORMATION	30-01
CONTROLLER (SELECTABLE JOYSTICK CONTROL)			
(SJC)	50-01	INSTRUMENT PANEL	60-01
CONVERSIONS	SPEC-01		
COOLING FAN	70-01	LIFT ARMS	50-01
CYLINDER (LIFT)	20-01	LIFT ARM BYPASS CONTROL VALVE	20-01
CYLINDER (POWER BOB-TACH)	20-01	LIFT ARM SUPPORT DEVICE	10-01
CYLINDER (TILT)	20-01	LIFTING AND BLOCKING THE LOADER	10-01
		LIGHTS	60-01
DIAGNOSTICS SERVICE CODES	60-01	LOADER SPECIFICATIONS	SPEC-01
DRIVE BELT	30-01	LUBRICATING THE LOADER	10-01
DRIVE COMPONENTS	40-01		
		MAIN RELIEF VALVE	20-01
ELECTRICAL SYSTEM INFORMATION	60-01	MUFFLER	70-01
ELECTRICAL/HYRAULIC CONTROLS REF.	60-01		
ELECTRICAL/HYDRAULIC CONTROLS REFERENCE		OIL COOLER	30-01
(SELECTABLE JOYSTICK CONTROL) (SJC)	60-01	OPERATOR CAB	10-01, 50-01
ENGINE	70-01	OPERATOR SEAT	50-01
ENGINE COMPONENTS AND TESTING	70-01	OPERATOR SEAT (SUSPENSION)	50-01
ENGINE COOLING SYSTEM	10-01		
ENGINE LUBRICATION SYSTEM	10-01	POWER BOB-TACH	10-01, 50-01
ENGINE SPECIFICATIONS	SPEC-01	POWER BOB-TACH BLOCK	20-01
ENGINE SPEED CONTROL	70-01	PRESSURE RELIEF VALVE	80-01
EVAPORATOR	80-01	PRESSURE SWITCH	80-01
EVAPORATOR/HEATER UNIT	80-01		
EXPANSION VALVE	80-01		

ALPHABETICAL INDEX (CONT'D)

RADIATOR.....	70-01
REAR AUXILIARY DIVERTER VALVE	20-01
REAR DOOR	50-01
REAR GRILL	50-01
RECEIVER/DRIER	80-01
RECONDITIONING THE ENGINE-V2203-M-DI AND V2003-M-DI-T (TURBO).....	70-01
REGULAR MAINTENANCE	80-01
REMOTE START	10-01
RPM SENSOR	70-01
SAFETY	80-01
SEAT BAR	50-01
SEAT BAR SENSOR	60-01
SERVICE PC (LAPTOP COMPUTER)	60-01
SERVICE SCHEDULE	10-01
SPARK ARRESTOR MUFFLER	10-01
SPEED SENSOR	60-01
STARTER	60-01
SYSTEM CHARGING AND RECLAMATION	80-01
SYSTEM TROUBLESHOOTING CHART	80-01
TEMPERATURE/PRESSURE	80-01
THERMOSTAT.....	80-01
TIRE MAINTENANCE	10-01
TORQUE SPECIFICATIONS FOR BOLTS	SPEC-01
TOWING THE LOADER	10-01
TRACTION LOCK.....	60-01
TRANSPORTING THE BOBCAT LOADER.....	10-01
TROUBLESHOOTING.....	70-01
TURBOCHARGER	70-01

It's a preview. You can download the full file by clicking the link below.

<https://shopservicemanual.com/>

Service Manuals from 2\$