

S220

TURBO

S220

TURBO

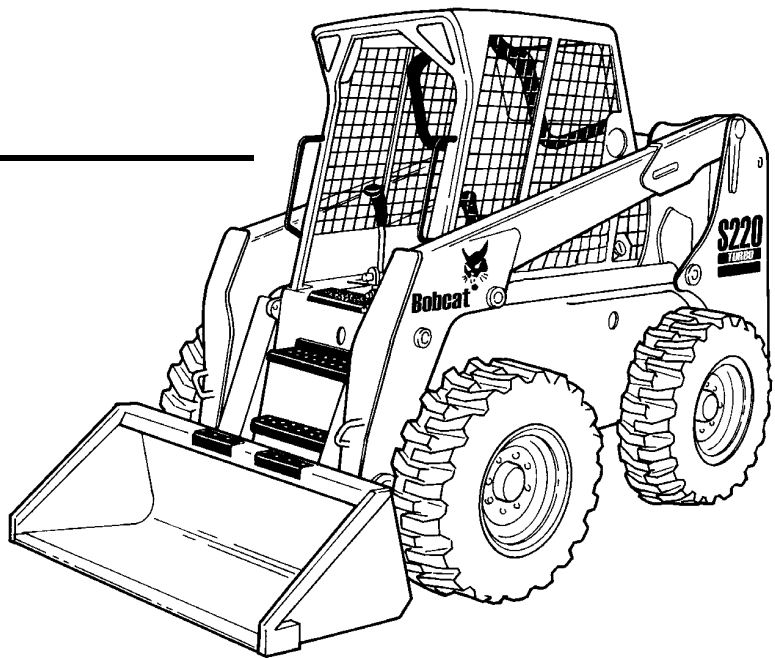
HIGH FLOW



Bobcat®

Service Manual

S/N 523211001 & Above
S/N 523311001 & Above



Doosan purchased Bobcat Company from Ingersoll-Rand Company in 2007. Any reference to Ingersoll-Rand Company or use of trademarks, service marks, logos, or other proprietary identifying marks belonging to Ingersoll-Rand Company in this manual is historical or nominative in nature, and is not meant to suggest a current affiliation between Ingersoll-Rand Company and Bobcat Company or the products of either.

**EQUIPPED WITH
BOBCAT INTERLOCK
CONTROL SYSTEM (BICS™)**

6902447 (6-12)



Printed in U.S.A.

© Bobcat Company 2006

MAINTENANCE SAFETY



WARNING

Instructions are necessary before operating or servicing machine. Read and understand the Operation & Maintenance Manual, Operator's Handbook and signs (decals) on machine. Follow warnings and instructions in the manuals when making repairs, adjustments or servicing. Check for correct function after adjustments, repairs or service. Untrained operators and failure to follow instructions can cause injury or death.

W-2003-0903



Safety Alert Symbol: This symbol with a warning statement, means: "Warning, be alert! Your safety is involved!" Carefully read the message that follows.


CORRECT



B-10731a

Never service the Bobcat Skid-Steer Loader without instructions.


CORRECT



B-16261

Use the correct procedure to lift or lower operator cab.


CORRECT



B-16264

Cleaning and maintenance are required daily.


WRONG



B-16272

- Have good ventilation when welding or grinding painted parts.
- Wear dust mask when grinding painted parts. Toxic dust and gas can be produced.
- Avoid exhaust fume leaks which can kill without warning. Exhaust system must be tightly sealed.

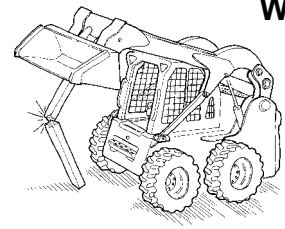
WRONG



B-16260

Disconnecting or loosening any hydraulic tubeline, hose, fitting, component or a part failure can cause lift arms to drop. Do not go under lift arms when raised unless supported by an approved lift arm support device. Replace it if damaged.


WRONG



B-16263

- Never work on loader with lift arms up unless lift arms are held by an approved lift arm support device. Replace if damaged.
- Never modify equipment or add attachments not approved by Bobcat Company.

WRONG



B-16271

- Stop, cool and clean engine of flammable materials before checking fluids.
- Never service or adjust loader with the engine running unless instructed to do so in the manual.
- Avoid contact with leaking hydraulic fluid or diesel fuel under pressure. It can penetrate the skin or eyes.
- Never fill fuel tank with engine running, while smoking or when near open flame.

WRONG



B-16270

- Keep body, jewelry and clothing away from moving parts, electrical contact, hot parts and exhaust.
- Wear eye protection to guard from battery acid, compressed springs, fluids under pressure and flying debris when engines are running or tools are used. Use eye protection approved for type of welding.
- Keep rear door closed except for service. Close and latch door before operating the loader.

WRONG



B-6589

- Lead-acid batteries produce flammable and explosive gases.
- Keep arcs, sparks, flames and lighted tobacco away from batteries.
- Batteries contain acid which burns eyes or skin on contact. Wear protective clothing. If acid contacts body, flush well with water. For eye contact flush well and get immediate medical attention.

Maintenance procedures which are given in the Operation & Maintenance Manual can be performed by the owner/operator without any specific technical training. Maintenance procedures which are **not** in the Operation & Maintenance Manual must be performed **ONLY BY QUALIFIED BOBCAT SERVICE PERSONNEL**. Always use genuine Bobcat replacement parts. The Service Safety Training Course is available from your Bobcat dealer.

MSW14-0805



Bobcat®

ALPHABETICAL INDEX

ADVANCED CONTROL SYSTEM (ACS).....	60-01	FLYWHEEL RPM SENSOR	60-01
AIR CLEANER	70-01	FRONT AUXILIARY HYD. COUPLER BLOCK	20-01
AIR CLEANER SERVICE	10-01	FUEL SYSTEM.....	10-01
ALTERNATOR.....	60-01	FUEL TANK.....	50-01
BATTERY	60-01	HYDRAULIC CONNECTION SPECS	SPEC-01
BICS™ SYSTEM	60-01	HYDRAULIC CONTROL VALVE	
BOBCAT INTERLOCK		(ADVANCED CONTROL SYSTEM) (ACS)	20-01
CONTROL SYSTEM (BICS™)	60-01	HYDRAULIC CONTROL VALVE	
BOB-TACH	10-01, 50-01	(FOOT CONTROL).....	20-01
BRAKE	40-01	HYDRAULIC CONTROL VALVE	
BRAKE (TWO-SPEED).....	40-01	(SELECTABLE JOYSTICK CONTROL) (SJC).....	20-01
BUCKET POSITION VALVE	20-01	HYDRAULIC FLUID RESERVOIR	20-01
CHAINCASE	40-01	HYDRAULIC/HYDROSTATIC	
CHARGE PRESSURE SENDER.....	30-01	FLUID SPECIFICATIONS	SPEC-01
CONTROL HANDLE	50-01	HYDRAULIC/HYDROSTATIC FILTER.....	20-01
CONTROL HANDLE (ADVANCED CONTROL SYSTEM)		HYDRAULIC/HYDROSTATIC SYSTEM	10-01
(ACS) SELECTABLE HAND/FOOT CONTROL ...	50-01	HYDRAULIC PUMP	20-01
CONTROL HANDLE		HYDRAULIC PUMP	
(SELECTABLE JOYSTICK CONTROL) (SJC)	50-01	(SELECTABLE JOYSTICK CONTROL) (SJC).....	20-01
CONTROL PANEL.....	50-01	HYDRAULIC PUMP (CHARGE).....	20-01
CONTROL PANEL		HYDRAULIC PUMP (HI FLOW)	20-01
(SELECTABLE JOYSTICK CONTROL) (SJC)	50-01	HYDRAULIC PUMP (HI FLOW)	
CONTROL PEDALS	50-01	(SELECTABLE JOYSTICK CONTROL) (SJC).....	20-01
CONTROL PEDALS (ACS)	50-01	HYDRAULIC SYSTEM INFORMATION.....	20-01
CONTROLLER (BOBCAT)	60-01	HYDROSTATIC MOTOR	30-01
CONTROLLER (SELECTABLE		HYDROSTATIC MOTOR (TWO SPEED)	30-01
JOYSTICK CONTROL) (SJC).....	60-01	HYDROSTATIC MOTOR CARRIER	30-01
CONVERSIONS	SPEC-01	HYDROSTATIC MOTOR CARRIER	
COOLING FAN	70-01	(SELECTABLE JOYSTICK CONTROL) (SJC).....	30-01
CYLINDER (LIFT).....	20-01	HYDROSTATIC PUMP	30-01
CYLINDER (POWER BOB-TACH)	20-01	HYDROSTATIC PUMP	
CYLINDER (TILT)	20-01	(SELECTABLE JOYSTICK CONTROL) (SJC).....	30-01
DIAGNOSTICS SERVICE CODE	60-01	HYDROSTATIC SYSTEM INFORMATION.....	20-01, 30-01
DRIVE BELT	30-01	INSIDE ACCESS PANEL	
DRIVE COMPONENTS	40-01	(SELECTABLE JOYSTICK CONTROL) (SJC)	50-01
ELECTRICAL/HYDRAULIC CONTROLS		INSTRUMENT PANEL	60-01
REFERENCE	60-01	LIFT ARMS.....	50-01
ELECTRICAL/HYDRAULIC CONTROLS		LIFT ARM BY-PASS CONTROL VALVE	20-01
REFERENCE (SELECTABLE JOYSTICK		LIFT ARM SUPPORT DEVICE	10-01
CONTROL) (SJC).....	60-01	LIFT AND TILT ACTUATOR CALIBRATION	
ELECTRICAL SYSTEM INFORMATION	60-01	(SELECTABLE JOYSTICK CONTROL) (SJC).....	60-01
ENGINE	70-01	LIFTING AND BLOCKING THE LOADER.....	10-01
ENGINE COOLING SYSTEM.....	10-01	LIGHTS	60-01
ENGINE LUBRICATION SYSTEM	10-01	LOADER SPECIFICATIONS (S220)	SPEC-01
ENGINE SPECIFICATIONS	SPEC-01	LUBRICATING THE LOADER	10-01
ENGINE SPEED CONTROL	70-01	MAIN RELIEF VALVE (ACS).....	20-01
ENGINE SPEED CONTROL		MAIN RELIEF VALVE (FOOT CONTROL)	20-01
(SELECTABLE JOYSTICK CONTROL) (SJC)	70-01	MAIN RELIEF VALVE	
FAN GEARBOX	10-01	(SELECTABLE JOYSTICK CONTROL) (SJC).....	20-01
FINAL DRIVE TRANSMISSION (CHAINCASE) ..	10-01	MUFFLER.....	70-01
FLYWHEEL AND HOUSING	70-01		

It's a preview. You can download the full file by clicking the link below.

<https://shopservicemanual.com/>

Service Manuals from 2\$