

# S220

## TURBO

# S220

## TURBO

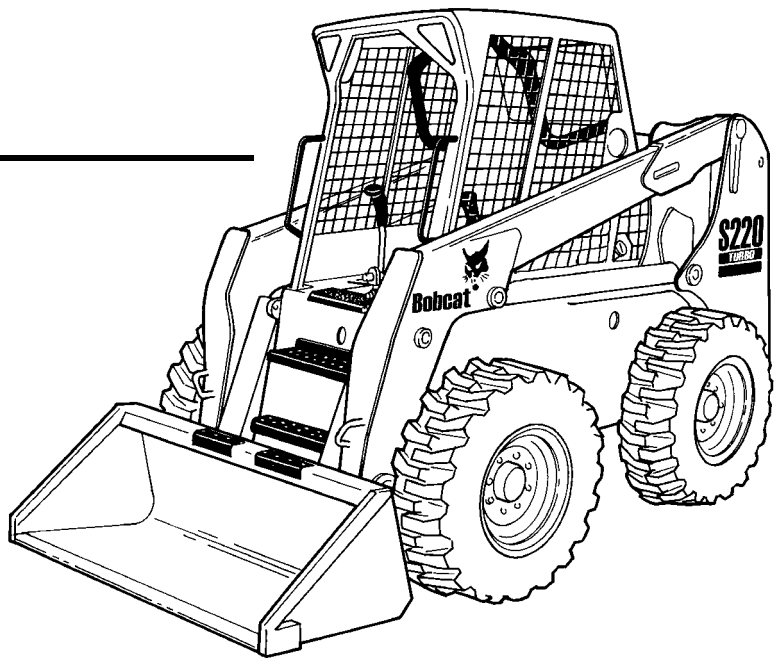
## HIGH FLOW



# Bobcat®

## Service Manual

S/N 526211001 & Above  
S/N 526311001 & Above



*Doosan purchased Bobcat Company from Ingersoll-Rand Company in 2007. Any reference to Ingersoll-Rand Company or use of trademarks, service marks, logos, or other proprietary identifying marks belonging to Ingersoll-Rand Company in this manual is historical or nominative in nature, and is not meant to suggest a current affiliation between Ingersoll-Rand Company and Bobcat Company or the products of either.*

**EQUIPPED WITH  
BOBCAT INTERLOCK  
CONTROL SYSTEM (BICS™)**

6902722 (6-12)



Printed in U.S.A.

© Bobcat Company 2006



# MAINTENANCE SAFETY



## WARNING

Instructions are necessary before operating or servicing machine. Read and understand the Operation & Maintenance Manual, Operator's Handbook and signs (decals) on machine. Follow warnings and instructions in the manuals when making repairs, adjustments or servicing. Check for correct function after adjustments, repairs or service. Untrained operators and failure to follow instructions can cause injury or death.

W-2003-0903



**Safety Alert Symbol:** This symbol with a warning statement, means: "Warning, be alert! Your safety is involved!" Carefully read the message that follows.


### CORRECT



B-10731a

Never service the Bobcat Skid-Steer Loader without instructions.


### CORRECT



B-16261

Use the correct procedure to lift or lower operator cab.


### CORRECT



B-16264

Cleaning and maintenance are required daily.


### WRONG



B-16272

- Have good ventilation when welding or grinding painted parts.
- Wear dust mask when grinding painted parts. Toxic dust and gas can be produced.
- Avoid exhaust fume leaks which can kill without warning. Exhaust system must be tightly sealed.

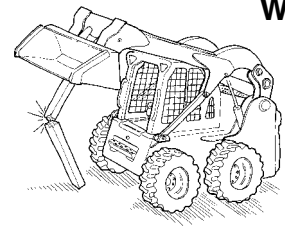
### WRONG



B-16260

Disconnecting or loosening any hydraulic tubeline, hose, fitting, component or a part failure can cause lift arms to drop. Do not go under lift arms when raised unless supported by an approved lift arm support device. Replace it if damaged.


### WRONG



B-16263

- Never work on loader with lift arms up unless lift arms are held by an approved lift arm support device. Replace if damaged.
- Never modify equipment or add attachments not approved by Bobcat Company.

### WRONG



B-16271

- Stop, cool and clean engine of flammable materials before checking fluids.
- Never service or adjust loader with the engine running unless instructed to do so in the manual.
- Avoid contact with leaking hydraulic fluid or diesel fuel under pressure. It can penetrate the skin or eyes.
- Never fill fuel tank with engine running, while smoking or when near open flame.

### WRONG



B-16270

- Keep body, jewelry and clothing away from moving parts, electrical contact, hot parts and exhaust.
- Wear eye protection to guard from battery acid, compressed springs, fluids under pressure and flying debris when engines are running or tools are used. Use eye protection approved for type of welding.
- Keep rear door closed except for service. Close and latch door before operating the loader.

### WRONG



B-6589

- Lead-acid batteries produce flammable and explosive gases.
- Keep arcs, sparks, flames and lighted tobacco away from batteries.
- Batteries contain acid which burns eyes or skin on contact. Wear protective clothing. If acid contacts body, flush well with water. For eye contact flush well and get immediate medical attention.

Maintenance procedures which are given in the Operation & Maintenance Manual can be performed by the owner/operator without any specific technical training. Maintenance procedures which are **not** in the Operation & Maintenance Manual must be performed **ONLY BY QUALIFIED BOBCAT SERVICE PERSONNEL**. Always use genuine Bobcat replacement parts. The Service Safety Training Course is available from your Bobcat dealer.

MSW14-0805



**Bobcat®**

## ALPHABETICAL INDEX

ADVANCED CONTROL SYSTEM (ACS) .....	60-01	ENGINE SPEED CONTROL .....	70-01
AIR CLEANER .....	70-01	ENGINE SPEED CONTROL	
AIR CLEANER SERVICE .....	10-01	(SELECTABLE JOYSTICK CONTROL) (SJC) .....	70-01
AIR CONDITIONING SERVICE .....	80-01	EVAPORATOR .....	80-01
AIR CONDITIONING SYSTEM FLOW .....	80-01	EVAPORATOR/HEATER UNIT .....	80-01
ALTERNATOR .....	60-01	EXPANSION VALVE .....	80-01
BASIC TROUBLESHOOTING .....	80-01	FAN GEARBOX .....	10-01
BATTERY .....	60-01	FINAL DRIVE TRANSMISSION (CHAINCASE) ..	10-01
BICS™ SYSTEM .....	60-01	FLYWHEEL AND HOUSING .....	70-01
BLOWER FAN .....	80-01	FLYWHEEL RPM SENSOR .....	60-01
BOBCAT INTERLOCK		FRONT AUXILIARY HYD. COUPLER BLOCK .....	20-01
CONTROL SYSTEM (BICS™) .....	60-01	FUEL SYSTEM .....	10-01
BOB-TACH .....	10-01, 50-01	FUEL TANK .....	50-01
BRAKE .....	40-01	 	
BRAKE (TWO-SPEED) .....	40-01	GENERAL AIR CONDITIONING SERVICE	
BUCKET POSITION VALVE .....	20-01	GUIDELINES .....	80-01
CALIBRATION .....	60-01	HEATER COIL .....	80-01
CHAINCASE .....	40-01	HEATER VALVE .....	80-01
CHARGE PRESSURE .....	30-01	HYDRAULIC CONNECTION SPECS .....	SPEC-01
COMPONENTS .....	80-01	HYDRAULIC CONTROL VALVE (1 PIECE CASTING)	
COMPRESSOR .....	80-01	(ADVANCED CONTROL SYSTEM) (ACS) .....	20-01
CONDENSER .....	80-01	HYDRAULIC CONTROL VALVE (2 PIECE CASTING)	
CONTROL HANDLE .....	50-01	(ADVANCED CONTROL SYSTEM) (ACS) .....	20-01
CONTROL HANDLE (ADVANCED CONTROL SYSTEM)		HYDRAULIC CONTROL VALVE (1 PIECE CASTING)	
(ACS) SELECTABLE HAND/FOOT CONTROL .....	50-01	(FOOT CONTROL) .....	20-01
CONTROL HANDLE		HYDRAULIC CONTROL VALVE (2 PIECE CASTING)	
(SELECTABLE JOYSTICK CONTROL) (SJC) .....	50-01	(FOOT CONTROL) .....	20-01
CONTROL PANEL		HYDRAULIC CONTROL VALVE (1 PIECE CASTING)	
(NON-ADJUSTABLE PINTLES) .....	50-01	(SELECTABLE JOYSTICK CONTROL) (SJC) .....	20-01
CONTROL PANEL (ADJUSTABLE PINTLES) .....	50-01	HYDRAULIC CONTROL VALVE (2 PIECE CASTING)	
CONTROL PANEL		(SELECTABLE JOYSTICK CONTROL) (SJC) .....	20-01
(SELECTABLE JOYSTICK CONTROL) (SJC) .....	50-01	HYDRAULIC FLUID RESERVOIR .....	20-01
CONTROL PEDALS .....	50-01	HYDRAULIC/HYDROSTATIC	
CONTROL PEDALS (ACS) .....	50-01	FLUID SPECIFICATIONS .....	SPEC-01
CONTROLLER (BOBCAT) .....	60-01	HYDRAULIC/HYDROSTATIC FILTER .....	20-01
CONTROLLER (SELECTABLE		HYDRAULIC/HYDROSTATIC SYSTEM .....	10-01
JOYSTICK CONTROL) (SJC) .....	60-01	HYDRAULIC PUMP .....	20-01
CONVERSIONS .....	SPEC-01	HYDRAULIC PUMP	
COOLING FAN .....	70-01	(SELECTABLE JOYSTICK CONTROL) (SJC) .....	20-01
CYLINDER (LIFT) .....	20-01	HYDRAULIC PUMP (CHARGE) .....	20-01
CYLINDER (POWER BOB-TACH) .....	20-01	HYDRAULIC PUMP (HI FLOW) .....	20-01
CYLINDER (TILT) .....	20-01	HYDRAULIC PUMP (HI FLOW)	
 		(SELECTABLE JOYSTICK CONTROL) (SJC) .....	20-01
DIAGNOSTICS SERVICE CODE .....	60-01	HYDRAULIC SYSTEM INFORMATION .....	20-01
DRIVE BELT .....	30-01	HYDROSTATIC MOTOR .....	30-01
DRIVE COMPONENTS .....	40-01	HYDROSTATIC MOTOR (TWO SPEED) .....	30-01
 		HYDROSTATIC MOTOR CARRIER .....	30-01
ELECTRICAL/HYDRAULIC CONTROLS		HYDROSTATIC MOTOR CARRIER	
REFERENCE .....	60-01	(SELECTABLE JOYSTICK CONTROL) (SJC) .....	30-01
ELECTRICAL/HYDRAULIC CONTROLS		HYDROSTATIC PUMP .....	30-01
REFERENCE (SELECTABLE JOYSTICK		HYDROSTATIC PUMP	
CONTROL) (SJC) .....	60-01	(SELECTABLE JOYSTICK CONTROL) (SJC) .....	30-01
ELECTRICAL SYSTEM INFORMATION .....	60-01	HYDROSTATIC SYSTEM INFORMATION .....	30-01
ENGINE .....	70-01		
ENGINE COOLING SYSTEM .....	10-01		
ENGINE LUBRICATION SYSTEM .....	10-01		
ENGINE SPECIFICATIONS .....	SPEC-01		

It's a preview. You can download the full file by clicking the link below.

<https://shopservicemanual.com/>

Service Manuals from 2\$