

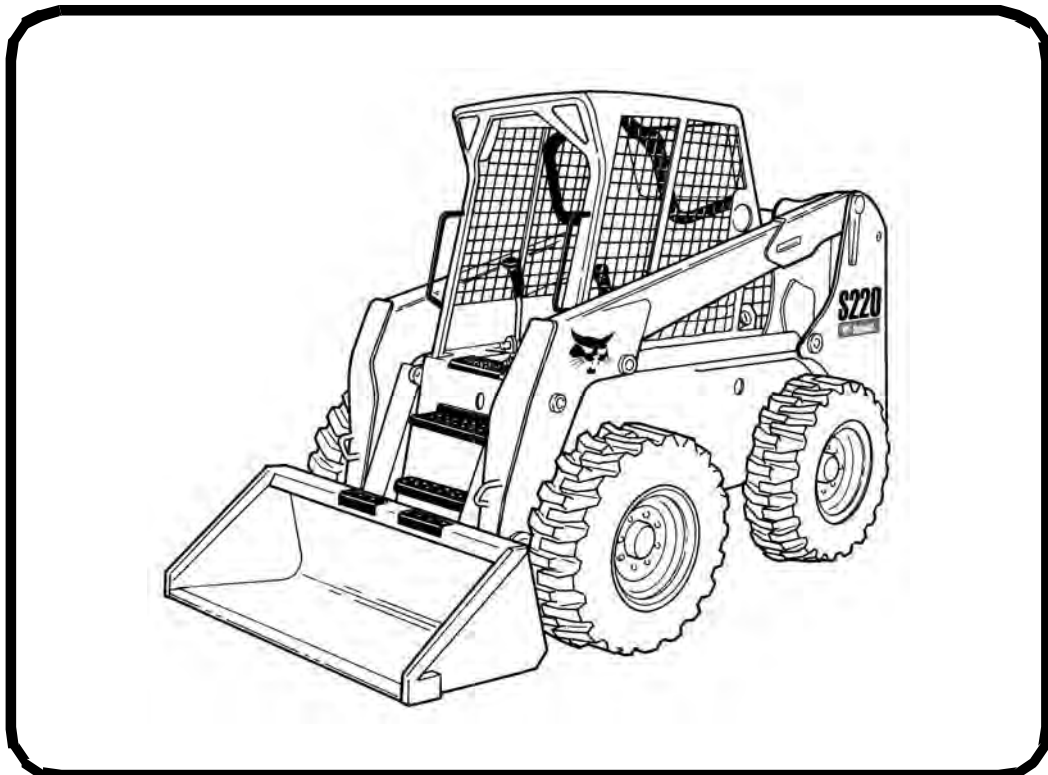


Bobcat®

Service Manual

S220 Skid-Steer Loader

S/N 530711001 & Above
S/N 530811001 & Above



**EQUIPPED WITH
BOBCAT INTERLOCK
CONTROL SYSTEM (BICS™)**



MAINTENANCE SAFETY



WARNING

Instructions are necessary before operating or servicing machine. Read and understand the Operation & Maintenance Manual, Operator's Handbook and signs (decals) on machine. Follow warnings and instructions in the manuals when making repairs, adjustments or servicing. Check for correct function after adjustments, repairs or service. Untrained operators and failure to follow instructions can cause injury or death.

W-2003-0903



Safety Alert Symbol: This symbol with a warning statement, means: "Warning, be alert! Your safety is involved!" Carefully read the message that follows.


CORRECT



B-10731a

Never service the Bobcat Skid-Steer Loader without instructions.


CORRECT



B-15590

Use the correct procedure to lift or lower operator cab.


CORRECT



B-15591

Cleaning and maintenance are required daily.


WRONG



B-15592

- Have good ventilation when welding or grinding painted parts.
- Wear dust mask when grinding painted parts. Toxic dust and gas can be produced.
- Avoid exhaust fume leaks which can kill without warning. Exhaust system must be tightly sealed.

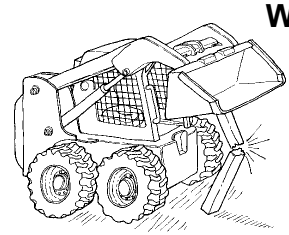
WRONG



B-15593

Disconnecting or loosening any hydraulic tubeline, hose, fitting, component or a part failure can cause lift arms to drop. Do not go under lift arms when raised unless supported by an approved lift arm support device. Replace it if damaged.


WRONG



B-15599

- Never work on loader with lift arms up unless lift arms are held by an approved lift arm support device. Replace if damaged.
- Never modify equipment or add attachments not approved by Bobcat Company.


WRONG



B-15600

- Stop, cool and clean engine of flammable materials before checking fluids.
- Never service or adjust loader with the engine running unless instructed to do so in the manual.
- Avoid contact with leaking hydraulic fluid or diesel fuel under pressure. It can penetrate the skin or eyes.
- Never fill fuel tank with engine running, while smoking or when near open flame.

WRONG



B-15601

- Keep body, jewelry and clothing away from moving parts, electrical contact, hot parts and exhaust.
- Wear eye protection to guard from battery acid, compressed springs, fluids under pressure and flying debris when engines are running or tools are used. Use eye protection approved for type of welding.
- Keep rear door closed except for service. Close and latch door before operating the loader.

WRONG



B-6589

- Lead-acid batteries produce flammable and explosive gases.
- Keep arcs, sparks, flames and lighted tobacco away from batteries.
- Batteries contain acid which burns eyes or skin on contact. Wear protective clothing. If acid contacts body, flush well with water. For eye contact flush well and get immediate medical attention.

Maintenance procedures which are given in the Operation & Maintenance Manual can be performed by the owner/operator without any specific technical training. Maintenance procedures which are **not** in the Operation & Maintenance Manual must be performed **ONLY BY QUALIFIED BOBCAT SERVICE PERSONNEL**. Always use genuine Bobcat replacement parts. The Service Safety Training Course is available from your Bobcat dealer.

MSW08-0805



Bobcat®

ALPHABETICAL INDEX

ACCESS PANEL (INSIDE)	50-01	EXPANSION VALVE	80-01
ACCESS PANEL (INSIDE) (SJC)	50-01	FINAL DRIVE TRANSMISSION (CHAINCASE) .	10-01
AIR CLEANER	70-01	FLYWHEEL AND HOUSING	70-01
AIR CLEANER SERVICE	10-01	FLYWHEEL RPM SENSOR	60-01
AIR CONDITIONING SYSTEM FLOW	80-01	FRONT AUXILIARY HYD. COUPLER BLOCK	20-01
ALTERNATOR	60-01	FUEL SYSTEM.....	10-01, 70-01
		FUEL TANK	50-01
BACK UP ALARM SYSTEM	60-01		
BATTERY	60-01	HEATER COIL	80-01
BLOWER FAN	80-01	HEATER VALVE	80-01
BOBCAT CONTROLLER (ACS)	60-01	HYDRAULIC CONNECTION SPECS	SPEC-01
BOBCAT CONTROLLER (MAIN).....	60-01	HYDRAULIC CONTROL VALVE (ACS) OR (SJC) ..	20-01
BOBCAT CONTROLLER (SJC) (DRIVE)	60-01	HYDRAULIC CONTROL VALVE (STANDARD)	20-01
BOBCAT INTERLOCK CONTROL		HYDRAULIC FLUID RESERVOIR	20-01
SYSTEM (BICS)	60-01	HYDRAULIC FLUID SPECIFICATIONS.....	SPEC-01
BOB-TACH (HAND LEVER)	10-01, 50-01	HYDRAULIC / HYDROSTATIC FILTERS	20-01
BOB-TACH (POWER) BLOCK	20-01	HYDRAULIC / HYDROSTATIC SYSTEM.....	10-01
BOB-TACH (POWER- OPTION)	10-01, 50-01	HYDRAULIC PUMP (STANDARD) (HIGH FLOW) ..	20-01
BRAKE	40-01	HYDRAULIC PUMP (STANDARD)	20-01
BRAKE (TWO-SPEED).....	40-01	HYDRAULIC PUMP (SJC) (HIGH FLOW).....	20-01
BUCKET POSITION VALVE	20-01	HYDRAULIC PUMP (SJC)	20-01
		HYDRAULIC SYSTEM INFORMATION	20-01
CAB DOOR	50-01	HYDROSTATIC MOTOR	30-01
CALIBRATION	60-01	HYDROSTATIC MOTOR (TWO-SPEED)	30-01
CAMSHAFT AND TIMING GEARS.....	70-01	HYDROSTATIC MOTOR CARRIER	30-01
CASE DRAIN FILTER	30-01	HYDROSTATIC MOTOR CARRIER (SJC).....	30-01
CHAINCASE	40-01	HYDROSTATIC PUMP	30-01
CHARGE PRESSURE	30-01	HYDROSTATIC PUMP (SJC)	30-01
COMPRESSOR	80-01	HYDROSTATIC SYSTEM INFORMATION	30-01
CONDENSER	80-01		
CONTROL HANDLE / LEVER	50-01	INSTRUMENT PANELS	60-01
CONTROL HANDLE / LEVER (ACS)	50-01		
CONTROL PANEL	50-01	JOYSTICK CONTROL	50-01
CONTROL PANEL SETUP	60-01		
CONTROL PANEL (SJC).....	50-01	LIFT ARMS	50-01
CONTROL PEDALS (ACS)	50-01	LIFT ARM BYPASS CONTROL VALVE	20-01
CONTROL PEDALS AND LINKAGES.....	50-01	LIFT ARM SUPPORT DEVICE	10-01
CONTROL SYSTEM (ACS).....	60-01	LIFTING AND BLOCKING THE LOADER.....	10-01
CONVERSIONS	SPEC-01	LIGHTS	60-01
CRANKSHAFT AND PISTONS	70-01	(S220) LOADER SPECIFICATIONS	SPEC-01
CYLINDER HEAD	70-01	LOADER STORAGE AND RETURN TO SERVICE	10-01
CYLINDER (LIFT)	20-01	LUBRICATION SYSTEM	70-01
CYLINDER (BOB-TACH)	20-01	LUBRICATING THE LOADER.....	10-01
CYLINDER (TILT)	20-01		
		MAIN RELIEF VALVE	20-01
DIAGNOSTICS SERVICE CODES	60-01	MAINTENANCE CLOCK	60-01
DRIVE BELT	30-01	MUFFLER.....	70-01
DRIVE COMPONENTS	40-01		
ELECTRICAL / HYDRAULIC CONTROLS	60-01	OIL COOLER.....	20-01
ELECTRICAL/HYDRAULIC CONTROLS (SJC)	60-01	OPERATOR CAB	10-01, 50-01
ELECTRICAL SYSTEM INFORMATION	60-01	OPERATOR SEAT	50-01
ENGINE COOLING SYSTEM.....	10-01, 70-01	OPERATOR SEAT (SUSPENSION).....	50-01
ENGINE INFORMATION	70-01		
ENGINE LUBRICATION SYSTEM.....	10-01	PASSWORD SETUP (IF EQUIPPED WITH KEYLESS	
ENGINE SPEED CONTROL	70-01	START)	60-01
ENGINE SPEED CONTROL (SJC)	70-01	PIVOT PINS	10-01
EVAPORATOR.....	80-01		
EVAPORATOR / HEATER UNIT	80-01		

It's a preview. You can download the full file by clicking the link below.

<https://shop servicemanual.com/>

Service Manuals from 2\$