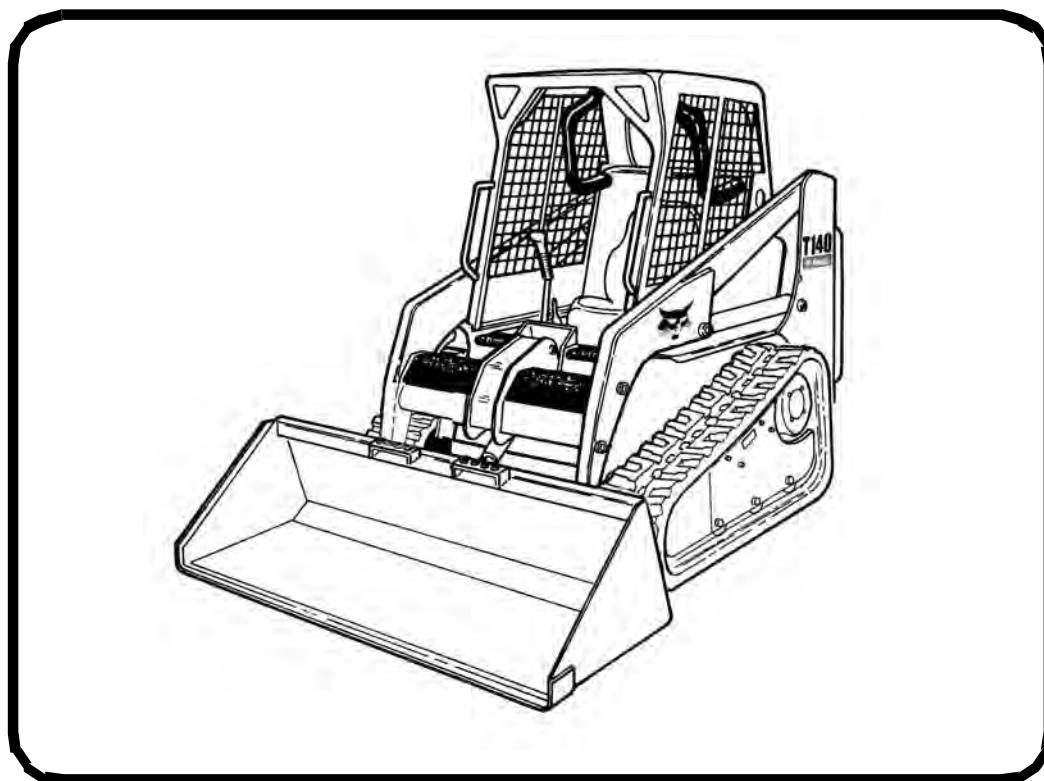





Service Manual

T140 Compact Track Loader

S/N 529311001 & Above
S/N 531311001 & Above
S/N A8M511001 & Above



**EQUIPPED WITH
BOBCAT INTERLOCK
CONTROL SYSTEM (BICS™)**



MAINTENANCE SAFETY



WARNING


Instructions are necessary before operating or servicing machine. Read and understand the Operation & Maintenance Manual, Operator's Handbook and signs (decals) on machine. Follow warnings and instructions in the manuals when making repairs, adjustments or servicing. Check for correct function after adjustments, repairs or service. Untrained operators and failure to follow instructions can cause injury or death.

W-2003-0807



Safety Alert Symbol: This symbol with a warning statement, means: "Warning, be alert! Your safety is involved!" Carefully read the message that follows.

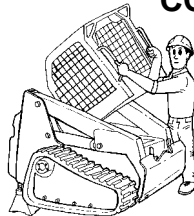
CORRECT



P-90216

⚠ Never service the Bobcat Compact Track Loader without instructions.


CORRECT



B-15659

⚠ Use the correct procedure to lift or lower operator cab.

CORRECT



B-15660

⚠ Cleaning and maintenance are required daily.


WRONG



B-15664

- ⚠ Have good ventilation when welding or grinding painted parts.
- ⚠ Wear dust mask when grinding painted parts. Toxic dust and gas can be produced.
- ⚠ Avoid exhaust fume leaks which can kill without warning. Exhaust system must be tightly sealed.

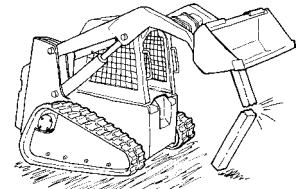
WRONG



B-15661

- ⚠ Disconnecting or loosening any hydraulic tube line, hose, fitting, component or a part failure can cause lift arms to drop. Do not go under lift arms when raised unless supported by an approved lift arm support device. Replace it if damaged.


WRONG



B-15662

- ⚠ Never work on loader with lift arms up unless lift arms are held by an approved lift arm support device. Replace if damaged.
- ⚠ Never modify equipment or add attachments not approved by Bobcat Company.


WRONG



B-15665

- ⚠ Stop, cool and clean engine of flammable materials before checking fluids.
- ⚠ Never service or adjust loader with the engine running unless instructed to do so in the manual.
- ⚠ Avoid contact with leaking hydraulic fluid or diesel fuel under pressure. It can penetrate the skin or eyes.
- ⚠ Never fill fuel tank with engine running, while smoking or when near open flame.

WRONG



B-15663

- ⚠ Keep body, jewelry and clothing away from moving parts, electrical contact, hot parts and exhaust.
- ⚠ Wear eye protection to guard from battery acid, compressed springs, fluids under pressure and flying debris when engines are running or tools are used. Use eye protection approved for type of welding.
- ⚠ Keep rear door closed except for service. Close and latch door before operating the loader.

WRONG



B-6589

- ⚠ Lead-acid batteries produce flammable and explosive gases.
- ⚠ Keep arcs, sparks, flames and lighted tobacco away from batteries.
- ⚠ Batteries contain acid which burns eyes or skin on contact. Wear protective clothing. If acid contacts body, flush well with water. For eye contact flush well and get immediate medical attention.

Maintenance procedures which are given in the Operation & Maintenance Manual can be performed by the owner/operator without any specific technical training. Maintenance procedures which are **not** in the Operation & Maintenance Manual must be performed **ONLY BY QUALIFIED BOBCAT SERVICE PERSONNEL**. Always use genuine Bobcat replacement parts. The Service Safety Training Course is available from your Bobcat dealer.



Bobcat®

ALPHABETICAL INDEX

ALTERNATOR	60-01	FUEL TANK	50-01
AIR CLEANER	70-01	HEATER COIL	80-01
AIR CLEANER SERVICE	10-01	HEATER FAN	80-01
BACK-UP ALARM SYSTEM	60-01	HEATING SYSTEM	80-01
BATTERY	60-01	HEATER UNIT	80-01
BOBCAT INTERLOCK CONTROL		HEATER VALVE	80-01
SYSTEM (BICS)	60-01	HYDRAULIC CONNECTION	
BOBCAT CONTROLLER (ACS)	60-01	SPECIFICATIONS	SPEC-01
BOBCAT CONTROLLER (MAIN)	60-01	HYDRAULIC CONTROL VALVE (ACS) OR (SJC) ..	20-01
BOBCAT CONTROLLER (SJC) (DRIVE)	60-01	HYDRAULIC CONTROL VALVE (STANDARD)	20-01
BOB-TACH (HAND LEVER)	10-01, 50-01	HYDRAULIC FLUID RESERVOIR	20-01
BOB-TACH (POWER)	10-01, 50-01	HYDRAULIC/HYDROSTATIC FILTERS	20-01
BOB-TACH (POWER) BLOCK	20-01	HYDRAULIC / HYDROSTATIC FLUID	
BRAKE	40-01	SPECIFICATIONS	SPEC-01
BUCKET POSITION VALVE	20-01	HYDRAULIC/HYDROSTATIC SYSTEM	10-01
CAMSHAFT AND TIMING GEARS	70-01	HYDRAULIC PUMP (SJC)	20-01
CASE DRAIN FILTER	30-01	HYDRAULIC PUMP (STANDARD)	20-01
CALIBRATION	60-01	HYDRAULIC SYSTEM INFORMATION	20-01
CHARGE PRESSURE	30-01	HYDROSTATIC MOTOR	30-01
CONTROL HANDLE / LEVER	50-01	HYDROSTATIC PUMP	30-01
CONTROL HANDLE / LEVER (ACS)	50-01	HYDROSTATIC PUMP (SJC)	30-01
CONTROL HANDLE / LEVER (SJC)	50-01	HYDROSTATIC SYSTEM INFORMATION	30-01
CONTROL PANEL	50-01	INSTRUMENT PANELS	60-01
CONTROL PANEL (SJC)	50-01	LIFT ARMS	50-01
CONTROL PANEL SETUP	60-01	LIFT ARM BYPASS CONTROL VALVE	20-01
CONTROL PEDALS AND LINKAGES	50-01	LIFT ARM SUPPORT DEVICE	10-01
CONTROL PEDALS (ACS)	50-01	LIFTING AND BLOCKING THE LOADER	10-01
CONTROL SYSTEM (ACS)	60-01	LIGHTS	60-01
CONVERSIONS	SPEC-01	T140 LOADER SPECIFICATIONS	SPEC-01
CRANKSHAFT AND PISTONS	70-01	LOADER STORAGE AND RETURN	
CYLINDER (BOB-TACH)	20-01	TO SERVICE	10-01
CYLINDER (LIFT)	20-01	LUBRICATING THE LOADER	10-01
CYLINDER (TILT)	20-01	LUBRICATION SYSTEM	70-01
CYLINDER HEAD	70-01	MAIN RELIEF VALVE	20-01
DIAGNOSTICS SERVICE CODES	60-01	MAINTENANCE CLOCK	60-01
DRIVE BELT	30-01	MUFFLER	70-01
ELECTRICAL/HYD. CONTROLS	60-01	OIL COOLER	20-01
ELECTRICAL/HYDRAULIC CONTROLS		OPERATOR CAB	10-01, 50-01
REFERENCE (SJC)	60-01	OPERATOR SEAT (SUSPENSION)	50-01
ELECTRICAL SYSTEM INFORMATION	60-01	PASSWORD SETUP (IF EQUIPPED WITH	
ENGINE COOLING SYSTEM	10-01, 70-01	KEYLESS START)	60-01
ENGINE INFORMATION	70-01	PIVOT PINS	10-01
ENGINE LUBRICATION SYSTEM	10-01	REAR AUXILIARY DEVERTER	20-01
ENGINE SPECIFICATIONS	SPEC-01	REAR DOOR	50-01
ENGINE SPEED CONTROL	70-01	REAR GRILL	50-01
ENGINE SPEED CONTROL (SJC)	70-01	REGULAR MAINTENANCE	80-01
FLYWHEEL AND HOUSING	70-01	REMOTE START TOOL KIT-MEL1563	10-01
FLYWHEEL RPM SENSOR	60-01	REMOTE START TOOL (SERVICE TOOL)	
FRONT AUXILIARY HYDRAULIC		KIT-6689779	10-01
COUPLER BLOCK	20-01		
FUEL SYSTEM	10-01, 70-01		

It's a preview. You can download the full file by clicking the link below.

<https://shopservicemanual.com/>

Service Manuals from 2\$