

T250

TURBO

T250

TURBO

HIGH FLOW



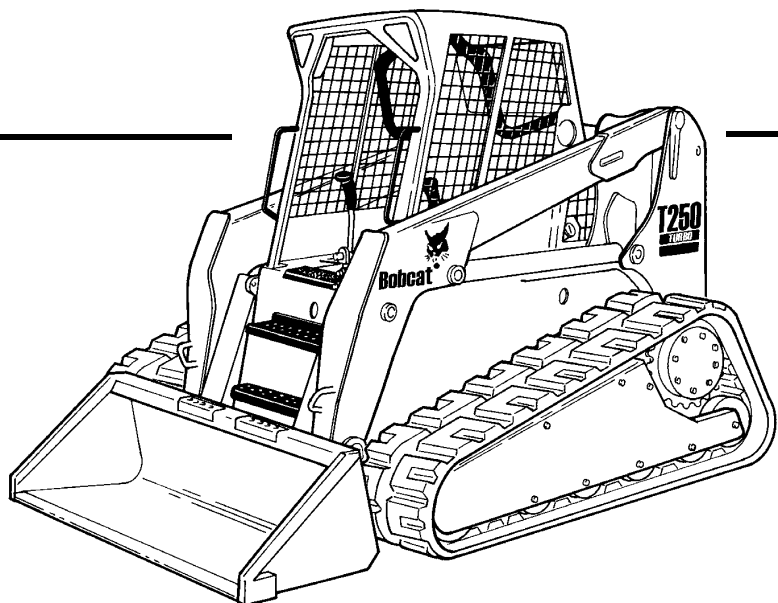
Bobcat®

Service Manual

S/N 523111001 & Above

S/N 523011001 & Above

Doosan purchased Bobcat Company from Ingersoll-Rand Company in 2007. Any reference to Ingersoll-Rand Company or use of trademarks, service marks, logos, or other proprietary identifying marks belonging to Ingersoll-Rand Company in this manual is historical or nominative in nature, and is not meant to suggest a current affiliation between Ingersoll-Rand Company and Bobcat Company or the products of either.



**EQUIPPED WITH
BOBCAT INTERLOCK
CONTROL SYSTEM (BICS™)**

6902451 (10-12)

Printed in U.S.A.

© Bobcat Company 2006

MAINTENANCE SAFETY



WARNING


Instructions are necessary before operating or servicing machine. Read and understand the Operation & Maintenance Manual, Operator's Handbook and signs (decals) on machine. Follow warnings and instructions in the manuals when making repairs, adjustments or servicing. Check for correct function after adjustments, repairs or service. Untrained operators and failure to follow instructions can cause injury or death.

W-2003-0903



Safety Alert Symbol: This symbol with a warning statement, means: "Warning, be alert! Your safety is involved!" Carefully read the message that follows.

CORRECT

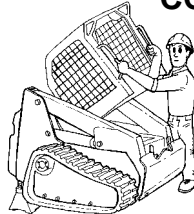


B-10731a



Never service the Bobcat Compact Track Loader without instructions.

CORRECT




B-15659



Use the correct procedure to lift or lower operator cab.

CORRECT



B-15660



Cleaning and maintenance are required daily.

WRONG



B-15664

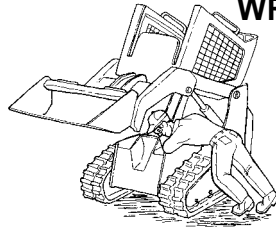


Have good ventilation when welding or grinding painted parts. Wear dust mask when grinding painted parts. Toxic dust and gas can be produced.



Avoid exhaust fume leaks which can kill without warning. Exhaust system must be tightly sealed.

WRONG




B-15661



Disconnecting or loosening any hydraulic tubeline, hose, fitting, component or a part failure can cause lift arms to drop. Do not go under lift arms when raised unless supported by an approved lift arm support device. Replace it if damaged.

WRONG



B-15662

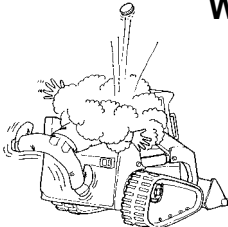


Never work on loader with lift arms up unless lift arms are held by an approved lift arm support device. Replace if damaged.



Never modify equipment or add attachments not approved by Bobcat Company.

WRONG



B-15665



Stop, cool and clean engine of flammable materials before checking fluids.



Never service or adjust loader with the engine running unless instructed to do so in the manual.




Avoid contact with leaking hydraulic fluid or diesel fuel under pressure. It can penetrate the skin or eyes.



Never fill fuel tank with engine running, while smoking or when near open flame.

WRONG



B-15663



Keep body, jewelry and clothing away from moving parts, electrical contact, hot parts and exhaust.



Wear eye protection to guard from battery acid, compressed springs, fluids under pressure and flying debris when engines are running or tools are used. Use eye protection approved for type of welding.



Keep rear door closed except for service. Close and latch door before operating the loader.

WRONG



B-6589



Lead-acid batteries produce flammable and explosive gases.



Keep arcs, sparks, flames and lighted tobacco away from batteries.



Batteries contain acid which burns eyes or skin on contact. Wear protective clothing. If acid contacts body, flush well with water. For eye contact flush well and get immediate medical attention.

Maintenance procedures which are given in the Operation & Maintenance Manual can be performed by the owner/operator without any specific technical training. Maintenance procedures which are **not** in the Operation & Maintenance Manual must be performed **ONLY BY QUALIFIED BOBCAT SERVICE PERSONNEL**. Always use genuine Bobcat replacement parts. The Service Safety Training Course is available from your Bobcat dealer.

MSW09-0805



Bobcat®

ALPHABETICAL INDEX

ADVANCED CONTROL SYSTEM (ACS)	60-01	GENRAL AIR CONDITIONING SERVICE	
AIR CLEANER	70-01	GUIDELINES.....	80-01
AIR CLEANER SERVICE	10-01		
AIR CONDITIONING SERVICE	80-01	HEATER COIL.....	80-01
AIR CONDITIONING SYSTEM FLOW	80-01	HEATER VALVE	80-01
ALTERNATOR.....	60-01	HYDRAULIC CONNECTION SPECS	SPEC-01
		HYDRAULIC CONTROL VALVE	
BASIC TROUBLESHOOTING	80-01	(ADVANCED CONTROL SYSTEM) (ACS)	20-01
BATTERY	60-01	HYDRAULIC CONTROL VALVE	
BICS™ SYSTEM	60-01	(FOOT CONTROL).....	20-01
BLOWER FAN	80-01	HYDRAULIC FLUID RESERVOIR	20-01
BOBCAT CONTROLLERS	60-01	HYDRAULIC/HYDROSTATIC	
BOB-TACH	10-01, 50-01	FLUID SPECIFICATIONS	SPEC-01
BRAKE	40-01	HYDRAULIC/HYDROSTATIC FILTER.....	20-01
BUCKET POSITION VALVE	20-01	HYDRAULIC/HYDROSTATIC SYSTEM	10-01
		HYDRAULIC PUMP	20-01
CHARGE PRESSURE SENDER.....	30-01	HYDRAULIC PUMP (CHARGE).....	20-01
COMPONENTS	80-01	HYDRAULIC PUMP (HI FLOW)	20-01
COMPRESSOR	80-01	HYDRAULIC SYSTEM INFORMATION.....	20-01
CONDENSER	80-01	HYDROSTATIC MOTOR	30-01
CONTROL HANDLE	50-01	HYDROSTATIC PUMP	30-01
CONTROL HANDLE (ADVANCED CONTROL SYSTEM)		HYDROSTATIC SYSTEM INFORMATION	30-01
(ACS) SELECTABLE HAND/FOOT CONTROL ...	50-01		
CONTROL PANEL.....	50-01	INSIDE ACCESS PANEL	50-01
CONTROL PEDALS	50-01	INSTRUMENT PANEL	60-01
CONTROL PEDALS (ACS)	50-01		
CONVERSIONS	SPEC-01	LIFT ARMS.....	50-01
COOLING FAN	70-01	LIFT ARM BY-PASS CONTROL VALVE	20-01
CYLINDER (LIFT).....	20-01	LIFT ARM SUPPORT DEVICE	10-01
CYLINDER (POWER BOB-TACH)	20-01	LIFTING AND BLOCKING THE LOADER.....	10-01
CYLINDER (TILT)	20-01	LIGHTS	60-01
		LOADER SPECIFICATIONS (S250)	SPEC-01
DIAGNOSTICS SERVICE CODE	60-01	LOADER SPECIFICATIONS (S300)	SPEC-01
DRIVE BELT	30-01	LUBRICATING THE LOADER	10-01
DRIVE COMPONENTS	40-01		
		MAIN RELIEF VALVE (ACS).....	20-01
ELECTRICAL/HYDRAULIC CONTROLS		MAIN RELIEF VALVE (FOOT CONTROL)	20-01
REFERENCE	60-01	MUFFLER.....	70-01
ELECTRICAL SYSTEM INFORMATION.....	60-01		
ENGINE	70-01	OIL COOLER (SEAL TO CONNECT) (STC).....	30-01
ENGINE COOLING SYSTEM.....	10-01	OPERATOR CAB	10-01, 50-01
ENGINE LUBRICATION SYSTEM	10-01	OPERATOR SEAT	50-01
ENGINE SPECIFICATIONS	SPEC-01	OPERATOR SEAT (SUSPENSION)	50-01
ENGINE SPEED CONTROL	70-01		
EVAPORATOR	80-01	POWER BOB-TACH	10-01, 50-01
EVAPORATOR/HEATER UNIT	80-01	POWER BOB-TACH BLOCK	20-01
EXPANSION VALVE	80-01	POWER BOB-TACH BLOCK (EARLY MODELS)...	20-01
		PRESSURE RELIEF VALVE.....	80-01
FAN GEARBOX	10-01	PRESSURE SWITCH.....	80-01
FLYWHEEL AND HOUSING	70-01		
FLYWHEEL RPM SENSOR	60-01		
FRONT AUXILIARY HYD. COUPLER BLOCK.....	20-01		
FUEL SYSTEM	10-01		
FUEL TANK	50-01		

It's a preview. You can download the full file by clicking the link below.

<https://shopservicemanual.com/>

Service Manuals from 2\$