

S175

S185

TURBO

INCLUDES HIGH FLOW



Bobcat®

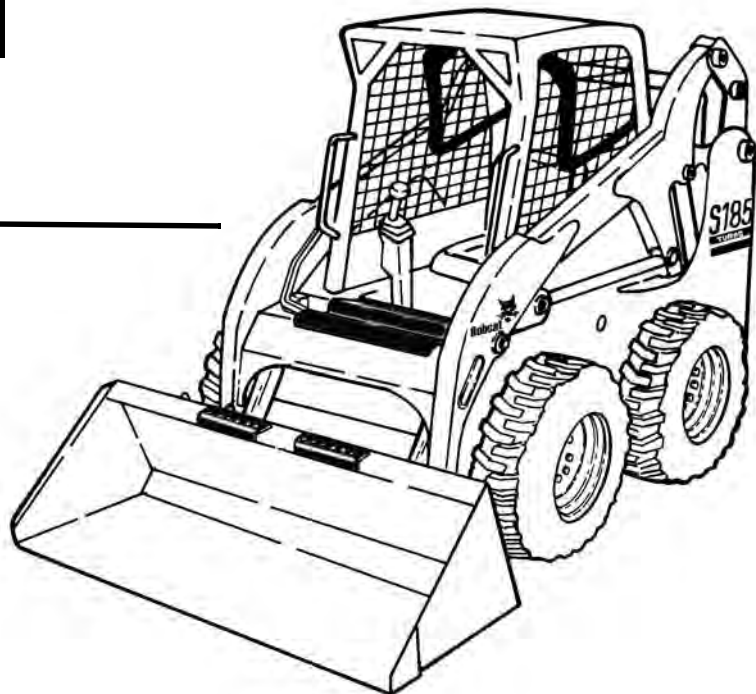
Service Manual

S/N 517625001 & Above

S/N 518115001 & Above

S/N 519028001 & Above

S/N 519215001 & Above



**EQUIPPED WITH
BOBCAT INTERLOCK
CONTROL SYSTEM (BICS™)**

6901828 (11-08)

Printed in U.S.A.

© Bobcat Company 2008

MAINTENANCE SAFETY



WARNING

Instructions are necessary before operating or servicing machine. Read and understand the Operation & Maintenance Manual, Operator's Handbook and signs (decals) on machine. Follow warnings and instructions in the manuals when making repairs, adjustments or servicing. Check for correct function after adjustments, repairs or service. Untrained operators and failure to follow instructions can cause injury or death.

W-2003-0903



Safety Alert Symbol: This symbol with a warning statement, means: "Warning, be alert! Your safety is involved!" Carefully read the message that follows.

CORRECT



B-10731a

Never service the Bobcat Skid-Steer Loader without instructions.

CORRECT



B-15535

Use the correct procedure to lift or lower operator cab.


CORRECT



B-15524

Cleaning and maintenance are required daily.

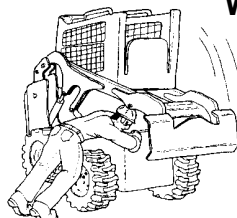
WRONG



B-15734

- Have good ventilation when welding or grinding painted parts.
- Wear dust mask when grinding painted parts. Toxic dust and gas can be produced.
- Avoid exhaust fume leaks which can kill without warning. Exhaust system must be tightly sealed.


WRONG



B-15732

Disconnecting or loosening any hydraulic tubeline, hose, fitting, component or a part failure can cause lift arms to drop. Do not go under lift arms when raised unless supported by an approved lift arm support device. Replace it if damaged.


WRONG



B-15525

- Never work on loader with lift arms up unless lift arms are held by an approved lift arm support device. Replace if damaged.
- Never modify equipment or add attachments not approved by Bobcat Company.

WRONG



B-15733

- Stop, cool and clean engine of flammable materials before checking fluids.
- Never service or adjust loader with the engine running unless instructed to do so in the manual.
- Avoid contact with leaking hydraulic fluid or diesel fuel under pressure. It can penetrate the skin or eyes.
- Never fill fuel tank with engine running, while smoking or when near open flame.

WRONG



B-15523

- Keep body, jewelry and clothing away from moving parts, electrical contact, hot parts and exhaust.
- Wear eye protection to guard from battery acid, compressed springs, fluids under pressure and flying debris when engines are running or tools are used. Use eye protection approved for type of welding.
- Keep rear door closed except for service. Close and latch door before operating the loader.

WRONG



B-6589

- Lead-acid batteries produce flammable and explosive gases.
- Keep arcs, sparks, flames and lighted tobacco away from batteries.
- Batteries contain acid which burns eyes or skin on contact. Wear protective clothing. If acid contacts body, flush well with water. For eye contact flush well and get immediate medical attention.

Maintenance procedures which are given in the Operation & Maintenance Manual can be performed by the owner/operator without any specific technical training. Maintenance procedures which are **not** in the Operation & Maintenance Manual must be performed **ONLY BY QUALIFIED BOBCAT SERVICE PERSONNEL**. Always use genuine Bobcat replacement parts. The Service Safety Training Course is available from your Bobcat dealer.

MSW07-0805



Bobcat®

ALPHABETICAL INDEX

ADVANCED CONTROL SYSTEM (ACS)	60-01	HEATER COIL	80-01-0
AIR CLEANER	70-01	HEATER VALVE	80-01
AIR CLEANER SERVICE	10-01	HEATER/AC FAN	80-01
AIR CONDITIONING SERVICE	80-01	HYDRAULIC CONNECTION SPECS	SPEC-01
AIR CONDITIONING SYSTEM FLOW	80-01	HYDRAULIC CONTROL VALVE	20-01
ALTERNATOR	60-01	HYDRAULIC FILTER HOUSING	20-01
		HYDRAULIC FLUID RESERVOIR	20-01
BASIC TROUBLESHOOTING	80-01	HYDRAULIC/HYDROSTATIC	
BATTERY	60-01	FLUID SPECIFICATIONS	SPEC-01
BOBCAT CONTROLLER	60-01	HYDRAULIC/HYDROSTATIC SYSTEM	10-01
BOBCAT INTERLOCK		HYDRAULIC PUMP	20-01
CONTROL SYSTEM (BICS™)	60-01	HYDRAULIC SYSTEM INFORMATION	20-01
BOB-TACH	10-01, 50-01	HYDROSTATIC MOTOR	30-01
BRAKE	40-01	HYDROSTATIC PUMP	30-01
BUCKET POSITION VALVE	20-01	HYDROSTATIC SYSTEM INFORMATION	30-01
CHAINCASE	40-01	INSTRUMENT PANEL	60-01
CHARGE PRESSURE	30-01		
COMPONENTS	80-01	LIFT ARM	50-01
COMPRESSOR	80-01	LIFT ARM BY-PASS CONTROL VALVE	20-01
CONDENSER	80-01	LIFT ARM SUPPORT DEVICE	10-01
CONTROL HANDLE	50-01	LIFTING AND BLOCKING THE LOADER	10-01
CONTROL PANEL	50-01	LIGHTS	60-01
CONTROL PEDALS	50-01	LOADER SPECIFICATIONS	SPEC-01
CONVERSIONS	SPEC-01	LOADER TORQUES	SPEC-01
COOLING FAN	70-01	LUBRICATION OF THE BOBCAT LOADER	10-01
CYLINDER (LIFT)	20-01		
CYLINDER (POWER BOB-TACH)	20-01	MAIN RELIEF VALVE	20-01
CYLINDER (TILT)	20-01	MUFFLER	70-01
DECIMAL & MILLIMETER EQUIVALENTS ...	SPEC-01	OIL COOLER	30-01
DIAGNOSTICS	60-01	OPERATOR CAB	10-01, 50-01
DRIVE BELT	30-01	OPERATOR SEAT	50-01
DRIVE COMPONENTS	40-01	OPERATOR SEAT (SUSPENSION)	50-01
ELECTRICAL/HYD. CONTROLS REF	60-01	POWER BOB-TACH (OPTION)	10-01, 50-01
ELECTRICAL SYSTEM INFORMATION	60-01	POWER BOB-TACH BLOCK	20-01
ENGINE	70-01	PRESSURE RELIEF VALVE	80-01
ENGINE COMPONENTS AND TESTING	70-01	PRESSURE SWITCH	80-01
ENGINE COOLING SYSTEM	10-01		
ENGINE LUBRICATION SYSTEM	10-01	RADIATOR	70-01
ENGINE SPECIFICATIONS	SPEC-01	REAR AUXILIARY DIVERTER VALVE	20-01
ENGINE SPEED CONTROL	70-01	REAR DOOR	50-01
EVAPORATOR	80-01	REAR GRILL	50-01
EVAPORATOR/HEATER UNIT	80-01	RECEIVER/DRIER	80-01
EXPANSION VALVE	80-01	RECONDITIONING THE ENGINE	70-01
		REGULAR MAINTENANCE	80-01
FAN GEARBOX	10-01	REMOTE START	10-01
FINAL DRIVE TRANSMISSION (CHAINCASE) ..	10-01		
FLYWHEEL AND HOUSING	70-01		
FRONT AUXILIARY HYD. COUPLER BLOCK	20-01		
FUEL SYSTEM	10-01		
FUEL TANK	50-01		
GENERAL AIR CONDITIONING SERVICE			
GUIDELINES	80-01		

ALPHABETICAL INDEX (CONT'D)

SAFETY	80-01
SEAT BAR	50-01
SEAT BAR SENSOR	60-01
SELECT VALVE.....	20-01
SERVICE SCHEDULE	10-01
SPARK ARRESTOR MUFFLER	10-01
STANDARD TORQUE SPECIFICATIONS FOR BOLTS	SPEC-01
STARTER	60-01
SYSTEM CHARGING AND RECLAMATION	80-01
SYSTEM TROUBLESHOOTING CHART	80-01
TEMPERATURE/PRESSURE	80-01
THERMOSTAT.....	80-01
TIRE MAINTENANCE	10-01
TORQUE SPECIFICATIONS FOR BOLTS	SPEC-01
TOWING THE LOADER	10-01
TRACTION LOCK.....	60-01
TRANSPORTING THE BOBCAT LOADER.....	10-01
TROUBLESHOOTING.....	70-01
TURBOCHARGER	70-01
U.S. TO METRIC CONVERSION	SPEC-01
ACS- ADVANCED CONTROL SYSTEM	
AHC- ADVANCED HAND CONTROL SYSTEM	
BICS™-BOBCAT INTERLOCK CONTROL SYSTEM	

It's a preview. You can download the full file by clicking the link below.

<https://shopservicemanual.com/>

Service Manuals from 2\$