



Service Manual

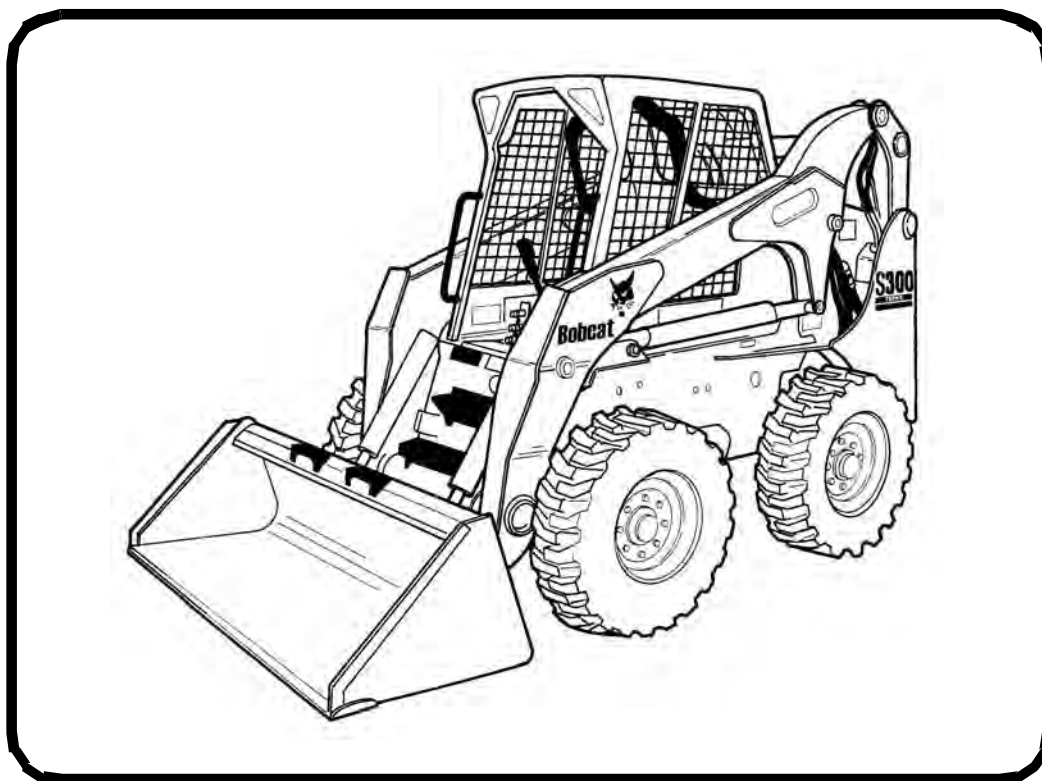
S250, S300 Skid-Steer Loader

S/N A5GM11001 - A5GM19999

S/N A5GN11001 - A5GN19999

S/N A5GP11001 - A5GP19999

S/N A5GR11001 - A5GR19999



**EQUIPPED WITH
BOBCAT INTERLOCK
CONTROL SYSTEM (BICS™)**



MAINTENANCE SAFETY



WARNING

Instructions are necessary before operating or servicing machine. Read and understand the Operation & Maintenance Manual, Operator's Handbook and signs (decals) on machine. Follow warnings and instructions in the manuals when making repairs, adjustments or servicing. Check for correct function after adjustments, repairs or service. Untrained operators and failure to follow instructions can cause injury or death.

W-2003-0903



Safety Alert Symbol: This symbol with a warning statement, means: "Warning, be alert! Your safety is involved!" Carefully read the message that follows.


CORRECT



B-10731a

Never service the Bobcat Skid-Steer Loader without instructions.


CORRECT



B-16261

Use the correct procedure to lift or lower operator cab.


CORRECT



B-16264

Cleaning and maintenance are required daily.


WRONG



B-16272

- Have good ventilation when welding or grinding painted parts.
- Wear dust mask when grinding painted parts. Toxic dust and gas can be produced.
- Avoid exhaust fume leaks which can kill without warning. Exhaust system must be tightly sealed.

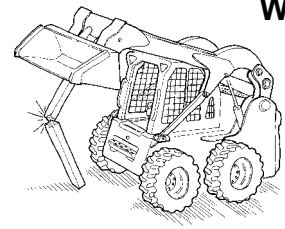
WRONG



B-16260

Disconnecting or loosening any hydraulic tubeline, hose, fitting, component or a part failure can cause lift arms to drop. Do not go under lift arms when raised unless supported by an approved lift arm support device. Replace it if damaged.


WRONG



B-16263

- Never work on loader with lift arms up unless lift arms are held by an approved lift arm support device. Replace if damaged.
- Never modify equipment or add attachments not approved by Bobcat Company.

WRONG



B-16271

- Stop, cool and clean engine of flammable materials before checking fluids.
- Never service or adjust loader with the engine running unless instructed to do so in the manual.
- Avoid contact with leaking hydraulic fluid or diesel fuel under pressure. It can penetrate the skin or eyes.
- Never fill fuel tank with engine running, while smoking or when near open flame.

WRONG



B-16270

- Keep body, jewelry and clothing away from moving parts, electrical contact, hot parts and exhaust.
- Wear eye protection to guard from battery acid, compressed springs, fluids under pressure and flying debris when engines are running or tools are used. Use eye protection approved for type of welding.
- Keep rear door closed except for service. Close and latch door before operating the loader.

WRONG



B-6589

- Lead-acid batteries produce flammable and explosive gases.
- Keep arcs, sparks, flames and lighted tobacco away from batteries.
- Batteries contain acid which burns eyes or skin on contact. Wear protective clothing. If acid contacts body, flush well with water. For eye contact flush well and get immediate medical attention.

Maintenance procedures which are given in the Operation & Maintenance Manual can be performed by the owner/operator without any specific technical training. Maintenance procedures which are **not** in the Operation & Maintenance Manual must be performed **ONLY BY QUALIFIED BOBCAT SERVICE PERSONNEL**. Always use genuine Bobcat replacement parts. The Service Safety Training Course is available from your Bobcat dealer.



Bobcat®

ALPHABETICAL INDEX

ACCESS PANEL (LEFT).....	50-01	ENGINE SPEED CONTROL (SJC).....	70-01
ACCESS PANEL (INSIDE) SJC)	50-01	EVAPORATOR	80-01
ADVANCED CONTROL SYSTEM (ACS)	60-01	EVAPORATOR / HEATER UNIT.....	80-01
AIR CLEANER	70-01	EXHAUST GAS RECIRCULATION (EGR)	
AIR CLEANER SERVICE	10-01	SYSTEM.....	80-01
AIR CONDITIONING SYSTEM FLOW	80-01	EXPANSION VALVE	80-01
ALTERNATOR	60-01		
		FAN GEARBOX.....	10-01
BACK-UP ALARM SYSTEM.....	60-01	FINAL DRIVE TRANSMISSION (CHAINCASE) ..	10-01
BATTERY	60-01	FLYWHEEL AND HOUSING	70-01
BLOWER FAN	80-01	FLYWHEEL RPM SENSOR	60-01
BOBCAT CONTROLLER (ACS)	60-01	FRONT AUXILIARY HYD. COUPLER BLOCK	20-01
BOBCAT CONTROLLER (MAIN).....	60-01	FUEL SYSTEM.....	10-01, 70-01
BOBCAT CONTROLLER (SJC) (DRIVE)	60-01	FUEL TANK	50-01
BOBCAT INTERLOCK CONTROL			
SYSTEM (BICS)	60-01	HEATER COIL.....	80-01
BOB-TACH (HAND LEVER)	10-01, 50-01	HEATER VALVE	80-01
BOB-TACH (POWER) BLOCK	20-01	HYDRAULIC CONNECTION SPECS	SPEC-01
BOB-TACH (POWER-OPTION).....	10-01, 50-01	HYDRAULIC CONTROL VALVE (ACS) OR (SJC) ..	20-01
BRAKE	40-01	HYDRAULIC CONTROL VALVE (STANDARD)	20-01
BRAKE (TWO-SPEED).....	40-01	HYDRAULIC FLUID RESERVOIR	20-01
BUCKET POSITION VALVE	20-01	HYDRAULIC / HYDROSTATIC FLUID	
		SPECIFICATIONS.....	SPEC-01
CAB DOOR.....	50-01	HYDRAULIC / HYDROSTATIC FILTERS	20-01
CALIBRATION	60-01	HYDRAULIC / HYDROSTATIC SYSTEM.....	10-01
CAMSHAFT AND TIMING GEARS.....	70-01	HYDRAULIC PUMP (STANDARD) (HIGH FLOW) ..	20-01
CASE DRAIN FILTER	30-01	HYDRAULIC PUMP (STANDARD)	20-01
CHAINCASE	40-01	HYDRAULIC PUMP (SJC) (HIGH FLOW).....	20-01
CHARGE PRESSURE	30-01	HYDRAULIC PUMP (SJC)	20-01
COMPRESSOR	80-01	HYDRAULIC SYSTEM INFORMATION	20-01
CONDENSER	80-01	HYDROSTATIC MOTOR	30-01
CONTROL HANDLE / LEVER	50-01	HYDROSTATIC MOTOR (TWO SPEED)	30-01
CONTROL HANDLE / LEVER (ACS)	50-01	HYDROSTATIC MOTOR CARRIER.....	30-01
CONTROL HANDLE (ACS)	50-01	HYDROSTATIC MOTOR CARRIER (SJC).....	30-01
CONTROL HANDLE (SJC).....	50-01	HYDROSTATIC PUMP	30-01
CONTROL PANEL.....	50-01	HYDROSTATIC PUMP (SJC)	30-01
CONTROL PANEL (SJC).....	50-01	HYDROSTATIC SYSTEM INFORMATION	30-01
CONTROL PANEL SETUP	60-01		
CONTROL PEDALS (ACS)	50-01	INSTRUMENT PANELS	60-01
CONTROL PEDALS AND LINKAGES.....	50-01		
CONTROL SYSTEM (ACS).....	60-01	JOYSTICK CONTROL	50-01
CONVERSIONS	SPEC-01		
CRANKSHAFT AND PISTONS	70-01	LIFT ARMS.....	50-01
CYLINDER HEAD.....	70-01	LIFT ARM BYPASS CONTROL VALVE	20-01
CYLINDER (LIFT).....	20-01	LIFT ARM SUPPORT DEVICE	10-01
CYLINDER (BOB-TACH)	20-01	LIFTING AND BLOCKING THE LOADER.....	10-01
CYLINDER (TILT)	20-01	LIGHTS	60-01
		S250 LOADER SPECIFICATIONS.....	SPEC-01
DIAGNOSTICS SERVICE CODES	60-01	S300 LOADER SPECIFICATIONS.....	SPEC-01
DRIVE BELT	30-01	LOADER STORAGE AND RETURN TO SERVICE ..	10-01
DRIVE COMPONENTS	40-01	LUBRICATION SYSTEM.....	10-01, 70-01
		LUBRICATING THE LOADER.....	10-01
ELECTRICAL / HYDRAULIC CONTROLS	60-01		
ELECTRICAL/HYDRAULIC CONTROLS (SJC)	60-01	MAIN RELIEF VALVE	20-01
ELECTRICAL SYSTEM INFORMATION	60-01	MAIN RELIEF VALVE (FOOT CONTROL)	20-01
ENGINE COOLING SYSTEM.....	10-01, 70-01	MAIN RELIEF VALVE	
ENGINE INFORMATION	70-01	(SELECTABLE JOYSTICK CONTROL) (SJC)	20-01
ENGINE LUBRICATION SYSTEM.....	10-01	MAINTENANCE CLOCK	60-01
ENGINE SPEED CONTROL	70-01	MUFFLER.....	70-01

It's a preview. You can download the full file by clicking the link below.

<https://shopservicemanual.com/>

Service Manuals from 2\$