

S250

TURBO

S300

TURBO

INCLUDES HIGH FLOW



Bobcat®

Service Manual

S250

S/N 526011001 & Above


S/N 526111001 & Above

S300

S/N 525811001 & Above

S/N 525911001 & Above

Doosan purchased Bobcat Company from Ingersoll-Rand Company in 2007. Any reference to Ingersoll-Rand Company or use of trademarks, service marks, logos, or other proprietary identifying marks belonging to Ingersoll-Rand Company in this manual is historical or nominative in nature, and is not meant to suggest a current affiliation between Ingersoll-Rand Company and Bobcat Company or the products of either.



**EQUIPPED WITH
BOBCAT INTERLOCK
CONTROL SYSTEM (BICS™)**

6902711 (6-12)



Printed in U.S.A.

© Bobcat Company 2006

MAINTENANCE SAFETY



WARNING

Instructions are necessary before operating or servicing machine. Read and understand the Operation & Maintenance Manual, Operator's Handbook and signs (decals) on machine. Follow warnings and instructions in the manuals when making repairs, adjustments or servicing. Check for correct function after adjustments, repairs or service. Untrained operators and failure to follow instructions can cause injury or death.

W-2003-0903



Safety Alert Symbol: This symbol with a warning statement, means: "Warning, be alert! Your safety is involved!" Carefully read the message that follows.


CORRECT



B-10731a

Never service the Bobcat Skid-Steer Loader without instructions.


CORRECT



B-16261

Use the correct procedure to lift or lower operator cab.


CORRECT



B-16264

Cleaning and maintenance are required daily.


WRONG



B-16272

- Have good ventilation when welding or grinding painted parts.
- Wear dust mask when grinding painted parts. Toxic dust and gas can be produced.
- Avoid exhaust fume leaks which can kill without warning. Exhaust system must be tightly sealed.

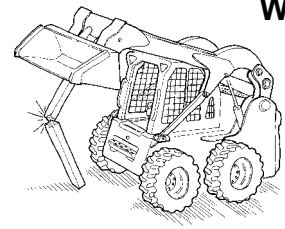
WRONG



B-16260

Disconnecting or loosening any hydraulic tubeline, hose, fitting, component or a part failure can cause lift arms to drop. Do not go under lift arms when raised unless supported by an approved lift arm support device. Replace it if damaged.


WRONG



B-16263

- Never work on loader with lift arms up unless lift arms are held by an approved lift arm support device. Replace if damaged.
- Never modify equipment or add attachments not approved by Bobcat Company.

WRONG



B-16271

- Stop, cool and clean engine of flammable materials before checking fluids.
- Never service or adjust loader with the engine running unless instructed to do so in the manual.
- Avoid contact with leaking hydraulic fluid or diesel fuel under pressure. It can penetrate the skin or eyes.
- Never fill fuel tank with engine running, while smoking or when near open flame.

WRONG



B-16270

- Keep body, jewelry and clothing away from moving parts, electrical contact, hot parts and exhaust.
- Wear eye protection to guard from battery acid, compressed springs, fluids under pressure and flying debris when engines are running or tools are used. Use eye protection approved for type of welding.
- Keep rear door closed except for service. Close and latch door before operating the loader.

WRONG



B-6589

- Lead-acid batteries produce flammable and explosive gases.
- Keep arcs, sparks, flames and lighted tobacco away from batteries.
- Batteries contain acid which burns eyes or skin on contact. Wear protective clothing. If acid contacts body, flush well with water. For eye contact flush well and get immediate medical attention.

Maintenance procedures which are given in the Operation & Maintenance Manual can be performed by the owner/operator without any specific technical training. Maintenance procedures which are **not** in the Operation & Maintenance Manual must be performed **ONLY BY QUALIFIED BOBCAT SERVICE PERSONNEL**. Always use genuine Bobcat replacement parts. The Service Safety Training Course is available from your Bobcat dealer.

MSW14-0805



Bobcat®

ALPHABETICAL INDEX

ADVANCED CONTROL SYSTEM (ACS)	60-01	EVAPORATOR/HEATER UNIT	80-01
AIR CLEANER	70-01	EXPANSION VALVE	80-01
AIR CLEANER SERVICE	10-01	FAN GEARBOX	10-01
AIR CONDITIONING SERVICE	80-01	FINAL DRIVE TRANSMISSION (CHAINCASE) ..	10-01
AIR CONDITIONING SYSTEM FLOW	80-01	FLYWHEEL AND HOUSING	70-01
ALTERNATOR	60-01	FLYWHEEL RPM SENSOR	60-01
		FRONT AUXILIARY HYD. COUPLER BLOCK	20-01
BASIC TROUBLESHOOTING	80-01	FUEL SYSTEM	10-01
BATTERY	60-01	FUEL TANK	50-01
BICS™ SYSTEM	60-01		
BLOWER FAN	80-01	GENERAL AIR CONDITIONING SERVICE	
BOBCAT CONTROLLER	60-01	GUIDELINES	80-01
BOB-TACH	10-01, 50-01		
BRAKE	40-01	HEATER COIL	80-01
BRAKE (TWO-SPEED)	40-01	HEATER VALVE	80-01
BUCKET POSITION VALVE	20-01	HYDRAULIC CONNECTION SPECS	SPEC-01
		HYDRAULIC CONTROL VALVE	
CALIBRATION	60-01	(ADVANCED CONTROL SYSTEM) (ACS)	20-01
CHAINCASE	40-01	HYDRAULIC CONTROL VALVE (1 PIECE CASTING)	
CHARGE PRESSURE	30-01	(ADVANCED CONTROL SYSTEM) (ACS)	20-01
COMPONENTS	80-01	HYDRAULIC CONTROL VALVE	
COMPRESSOR	80-01	(FOOT CONTROL)	20-01
CONDENSER	80-01	HYDRAULIC CONTROL VALVE (1 PIECE CASTING)	
CONTROL HANDLE	50-01	(FOOT CONTROL)	20-01
CONTROL HANDLE (ADVANCED CONTROL SYSTEM)		HYDRAULIC CONTROL VALVE (1 PIECE CASTING)	
(ACS) SELECTABLE HAND/FOOT CONTROL ...	50-01	(SELECTABLE JOYSTICK CONTROL) (SJC)	20-01
CONTROL HANDLE		HYDRAULIC CONTROL VALVE (2 PIECE CASTING)	
(SELECTABLE JOYSTICK CONTROL) (SJC)	50-01	(SELECTABLE JOYSTICK CONTROL) (SJC)	20-01
CONTROL PANEL (ADJUSTABLE PINTLES)	50-01	HYDRAULIC FLUID RESERVOIR	20-01
CONTROL PANEL (NON-ADJUSTABLE PINTLES) ..	50-01	HYDRAULIC FLUID SPECIFICATIONS	SPEC-01
CONTROL PANEL		HYDRAULIC/HYDROSTATIC FILTER	20-01
(SELECTABLE JOYSTICK CONTROL) (SJC)	50-01	HYDRAULIC/HYDROSTATIC SYSTEM	10-01
CONTROL PEDALS	50-01	HYDRAULIC PUMP	20-01
CONTROL PEDALS (ACS)	50-01	HYDRAULIC PUMP (CHARGE)	20-01
CONTROLLER (SELECTABLE JOYSTICK		HYDRAULIC PUMP (HI FLOW)	20-01
CONTROL) (SJC)	60-01	HYDRAULIC PUMP (SELECTABLE JOYSTICK	
CONVERSIONS	SPEC-01	CONTROL) (SJC)	20-01
COOLING FAN	70-01	HYDRAULIC PUMP (HI FLOW)	
CYLINDER (LIFT)	20-01	(SELECTABLE JOYSTICK CONTROL) (SJC)	20-01
CYLINDER (POWER BOB-TACH)	20-01	HYDRAULIC SYSTEM INFORMATION	20-01
CYLINDER (TILT)	20-01	HYDROSTATIC MOTOR	30-01
		HYDROSTATIC MOTOR (TWO SPEED)	30-01
DIAGNOSTICS SERVICE CODES	60-01	HYDROSTATIC MOTOR CARRIER	30-01
DRIVE BELT	30-01	HYDROSTATIC MOTOR CARRIER	
DRIVE COMPONENTS	40-01	(SELECTABLE JOYSTICK CONTROL) (SJC)	30-01
		HYDROSTATIC PUMP	30-01
ELECTRICAL/HYDRAULIC CONTROLS		HYDROSTATIC PUMP	
REFERENCE	60-01	(SELECTABLE JOYSTICK CONTROL) (SJC) ..	30-01
ELECTRICAL/HYDRAULIC CONTROLS REFERENCE		HYDROSTATIC SYSTEM INFORMATION	30-01
(SELECTABLE JOYSTICK CONTROL) (SJC)	60-01		
ELECTRICAL SYSTEM INFORMATION	60-01	INSIDE ACCESS PANEL	50-01
ENGINE	70-01	INSIDE ACCESS PANEL	
ENGINE COOLING SYSTEM	10-01	(SELECTABLE JOYSTICK CONTROL) (SJC)	50-01
ENGINE LUBRICATION SYSTEM	10-01	INSTRUMENT PANEL	60-01
ENGINE SPECIFICATIONS	SPEC-01		
ENGINE SPEED CONTROL	70-01		
ENGINE SPEED CONTROL (SELECTABLE			
JOYSTICK CONTROL) (SJC)	70-01		
EVAPORATOR	80-01		

It's a preview. You can download the full file by clicking the link below.

<https://shopservicemanual.com/>

Service Manuals from 2\$