

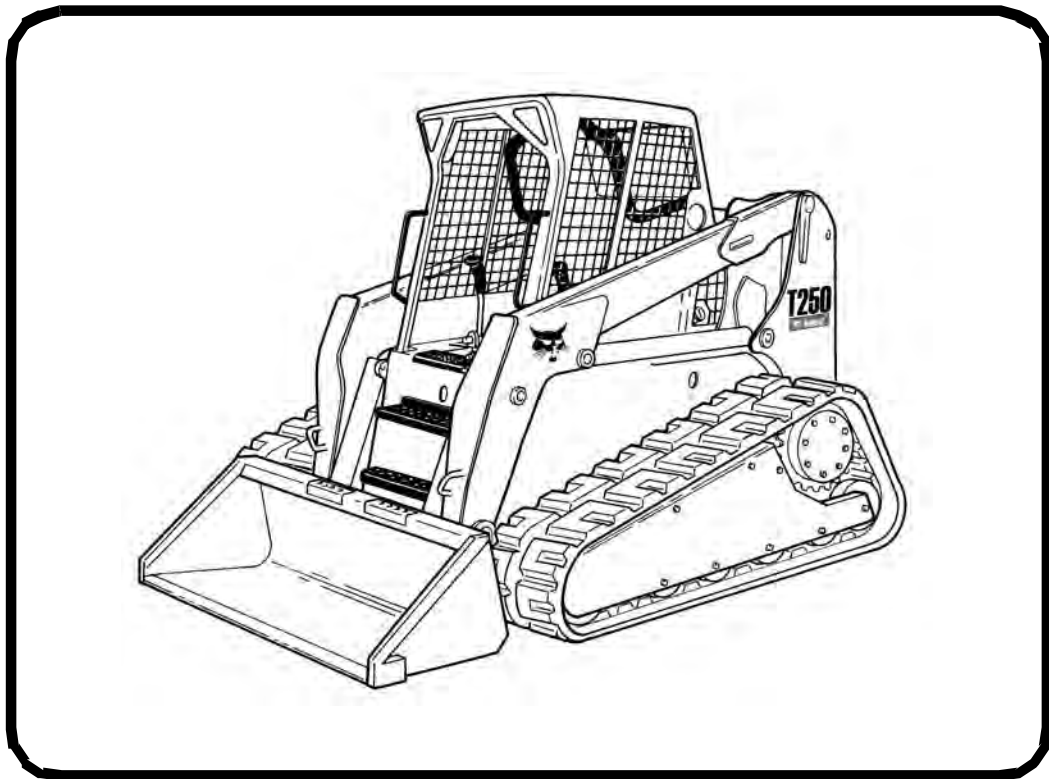


Bobcat®

Service Manual

T250 Compact Track Loader

S/N 531811001 & Above
S/N 531911001 & Above



**EQUIPPED WITH
BOBCAT INTERLOCK
CONTROL SYSTEM (BICS™)**



MAINTENANCE SAFETY



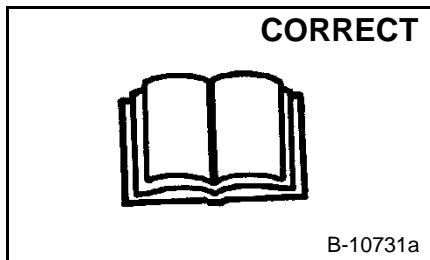
WARNING

Instructions are necessary before operating or servicing machine. Read and understand the Operation & Maintenance Manual, Operator's Handbook and signs (decals) on machine. Follow warnings and instructions in the manuals when making repairs, adjustments or servicing. Check for correct function after adjustments, repairs or service. Untrained operators and failure to follow instructions can cause injury or death.

W-2003-0903

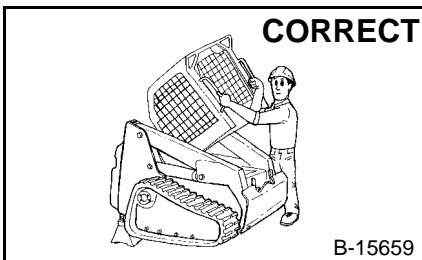


Safety Alert Symbol: This symbol with a warning statement, means: "Warning, be alert! Your safety is involved!" Carefully read the message that follows.




B-10731a

⚠ Never service the Bobcat Compact Track Loader without instructions.




B-15659

⚠ Use the correct procedure to lift or lower operator cab.



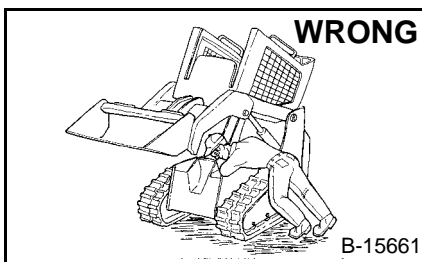
B-15660

⚠ Cleaning and maintenance are required daily.



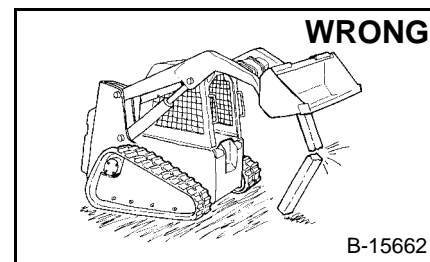
B-15664

- ⚠ Have good ventilation when welding or grinding painted parts.
- ⚠ Wear dust mask when grinding painted parts. Toxic dust and gas can be produced.
- ⚠ Avoid exhaust fume leaks which can kill without warning. Exhaust system must be tightly sealed.



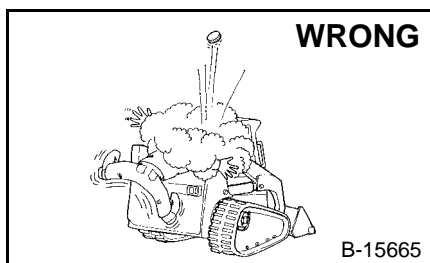
B-15661

- ⚠ Disconnecting or loosening any hydraulic tubeline, hose, fitting, component or a part failure can cause lift arms to drop. Do not go under lift arms when raised unless supported by an approved lift arm support device. Replace it if damaged.



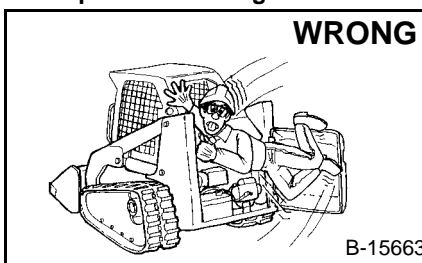
B-15662

- ⚠ Never work on loader with lift arms up unless lift arms are held by an approved lift arm support device. Replace if damaged.
- ⚠ Never modify equipment or add attachments not approved by Bobcat Company.



B-15665

- ⚠ Stop, cool and clean engine of flammable materials before checking fluids.
- ⚠ Never service or adjust loader with the engine running unless instructed to do so in the manual.
- ⚠ Avoid contact with leaking hydraulic fluid or diesel fuel under pressure. It can penetrate the skin or eyes.
- ⚠ Never fill fuel tank with engine running, while smoking or when near open flame.



B-15663

- ⚠ Keep body, jewelry and clothing away from moving parts, electrical contact, hot parts and exhaust.
- ⚠ Wear eye protection to guard from battery acid, compressed springs, fluids under pressure and flying debris when engines are running or tools are used. Use eye protection approved for type of welding.
- ⚠ Keep rear door closed except for service. Close and latch door before operating the loader.



B-6589

- ⚠ Lead-acid batteries produce flammable and explosive gases.
- ⚠ Keep arcs, sparks, flames and lighted tobacco away from batteries.
- ⚠ Batteries contain acid which burns eyes or skin on contact. Wear protective clothing. If acid contacts body, flush well with water. For eye contact flush well and get immediate medical attention.

Maintenance procedures which are given in the Operation & Maintenance Manual can be performed by the owner/operator without any specific technical training. Maintenance procedures which are **not** in the Operation & Maintenance Manual must be performed **ONLY BY QUALIFIED BOBCAT SERVICE PERSONNEL**. Always use **genuine Bobcat replacement parts**. The Service Safety Training Course is available from your Bobcat dealer.



Bobcat®

ALPHABETICAL INDEX

ACCESS PANEL (INSIDE)	50-01	ELECTRICAL / HYDRAULIC CONTROLS.....	60-01
ACCESS PANEL (INSIDE) (SJC)	50-01	ELECTRICAL / HYDRAULIC CONTROLS (SJC)....	60-01
AIR CLEANER	70-01	ELECTRICAL SYSTEM INFORMATION.....	60-01
AIR CLEANER SERVICE	10-01	ENGINE COOLING SYSTEM	10-01, 70-01
AIR CONDITIONING SYSTEM FLOW	80-01	ENGINE INFORMATION	70-01
ALTERNATOR	60-01	ENGINE LUBRICATION SYSTEM	10-01
		ENGINE SPEED CONTROL	70-01
BACK-UP ALARM SYSTEM.....	60-01	ENGINE SPEED CONTROL (SJC).....	70-01
BATTERY.....	60-01	EVAPORATOR	80-01
BOBCAT CONTROLLER (ACS).....	60-01	EVAPORATOR / HEATER UNIT.....	80-01
BOBCAT CONTROLLER (MAIN).....	60-01	EXPANSION VALVE	80-01
BOBCAT CONTROLLER (SJC) (DRIVE)	60-01		
BOBCAT INTERLOCK CONTROL SYSTEM		FLYWHEEL AND HOUSING	70-01
(BICS)	60-01	FLYWHEEL RPM SENSOR	60-01
BLOWER FAN	80-01	FRONT AUXILIARY HYDRAULIC COUPLER	
BOB-TACH (HAND LEVER)	10-01, 50-01	BLOCK	20-01
BOB-TACH (POWER - OPTION).....	10-01, 50-01	FUEL SYSTEM.....	10-01, 70-01
BOB-TACH (POWER) BLOCK.....	20-01	FUEL TANK	50-01
BRAKE	40-01		
BUCKET POSITION VALVE	20-01	HEATER COIL.....	80-01
		HEATER VALVE	80-01
CAB DOOR.....	50-01	HYDRAULIC CONNECTION SPECIFICATIONS..	SPEC-01
CALIBRATION		HYDRAULIC CONTROL VALVE (ACS) OR (SJC)..	20-01
(SELECTABLE JOYSTICK CONTROL) (SJC)	60-01	HYDRAULIC CONTROL VALVE (STANDARD)	20-01
CAMSHAFT AND TIMING GEARS.....	70-01	HYDRAULIC FLUID RESERVOIR	20-01
CASE DRAIN FILTER	30-01	HYDRAULIC / HYDROSTATIC FILTERS	20-01
CHARGE PRESSURE	30-01	HYDRAULIC / HYDROSTATIC FLUID	
COMPRESSOR	80-01	SPECIFICATIONS.....	SPEC-01
CONDENSER	80-01	HYDRAULIC / HYDROSTATIC SYSTEM.....	10-01
CONTROL HANDLE / LEVER	50-01	HYDRAULIC PUMP (STANDARD).....	20-01
CONTROL HANDLE / LEVER (ACS)	50-01	HYDRAULIC PUMP (STANDARD) (HIGH FLOW)..	20-01
CONTROL HANDLE / LEVER (SJC).....	50-01	HYDRAULIC PUMP (SJC) (HI FLOW).....	20-01
CONTROL PANEL (SJC).....	50-01	HYDRAULIC PUMP (SJC)	20-01
CONTROL PANEL.....	50-01	HYDRAULIC SYSTEM INFORMATION	20-01
CONTROL PANEL SETUP	60-01	HYDROSTATIC MOTOR	30-01
CONTROL PEDALS AND LINKAGES.....	50-01	HYDROSTATIC PUMP	30-01
CONTROL PEDALS (ACS)	50-01	HYDROSTATIC PUMP (SJC).....	30-01
CONTROL SYSTEM (ACS).....	60-01	HYDROSTATIC SYSTEM INFORMATION	30-01
CONVERSIONS	SPEC-01		
CRANKSHAFT AND PISTONS	70-01	INSTRUMENT PANEL.....	60-01
CYLINDER HEAD.....	70-01		
CYLINDER (LIFT).....	20-01	JOYSTICK CONTROL	50-01
CYLINDER (BOB-TACH)	20-01		
CYLINDER (TILT)	20-01	LIFT ARMS.....	50-01
		LIFT ARM BYPASS CONTROL VALVE	20-01
DIAGNOSTICS SERVICE CODES	60-01	LIFT ARM SUPPORT DEVICE	10-01
DRIVE BELT	30-01	LIFTING AND BLOCKING THE LOADER.....	10-01
		LIGHTS	60-01
		T250 LOADER SPECIFICATIONS.....	SPEC-01
		LOADER STORAGE AND RETURN	
		TO SERVICE	10-01
		LUBRICATION SYSTEM.....	70-01
		LUBRICATING THE LOADER.....	10-01
		MAIN RELIEF VALVE	20-01
		MAINTENANCE CLOCK.....	60-01
		MUFFLER.....	70-01

It's a preview. You can download the full file by clicking the link below.

<https://shopservicemanual.com/>

Service Manuals from 2\$