

T300

TURBO

T300

TURBO

HIGH FLOW

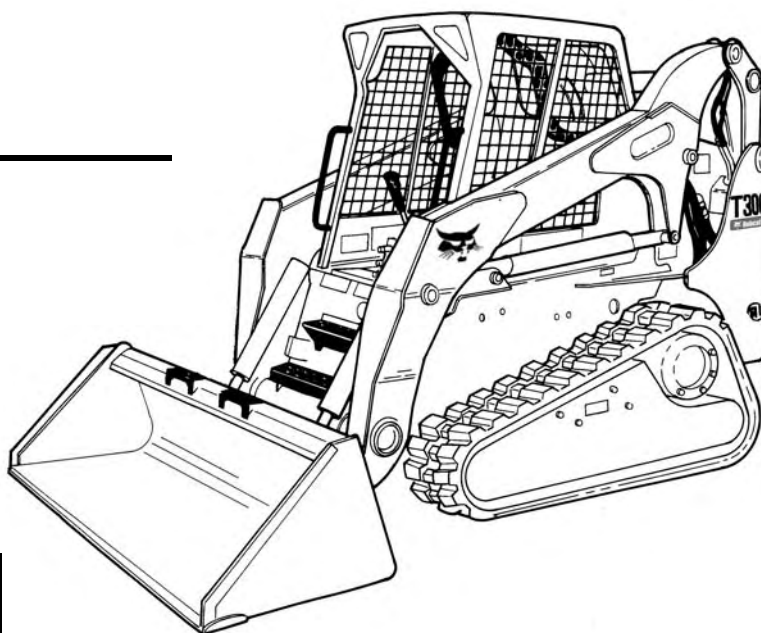


Bobcat®

Service Manual

S/N 525411001 & Above

S/N 525511001 & Above



Doosan purchased Bobcat Company from Ingersoll-Rand Company in 2007. Any reference to Ingersoll-Rand Company or use of trademarks, service marks, logos, or other proprietary identifying marks belonging to Ingersoll-Rand Company in this manual is historical or nominative in nature, and is not meant to suggest a current affiliation between Ingersoll-Rand Company and Bobcat Company or the products of either.

**EQUIPPED WITH
BOBCAT INTERLOCK
CONTROL SYSTEM (BICS™)**

6902726 (6-12)



Printed in U.S.A.

© Bobcat Company 2006

MAINTENANCE SAFETY



WARNING


Instructions are necessary before operating or servicing machine. Read and understand the Operation & Maintenance Manual, Operator's Handbook and signs (decals) on machine. Follow warnings and instructions in the manuals when making repairs, adjustments or servicing. Check for correct function after adjustments, repairs or service. Untrained operators and failure to follow instructions can cause injury or death.

W-2003-0903



Safety Alert Symbol: This symbol with a warning statement, means: "Warning, be alert! Your safety is involved!" Carefully read the message that follows.

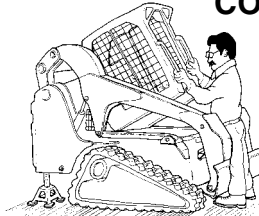
CORRECT



B-10731a

- Never service the Bobcat Compact Track Loader without instructions.


CORRECT



B-19110

- Use the correct procedure to lift to lower operator cab.


CORRECT



B-19109

- Cleaning and maintenance are required daily.

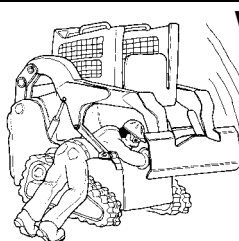
WRONG



B-19108

- Have good ventilation when welding or grinding painted parts.
- Wear dust mask when grinding painted parts. Toxic dust and gas can be produced.
- Avoid exhaust fume leaks which can kill without warning. Exhaust system must be tightly sealed.

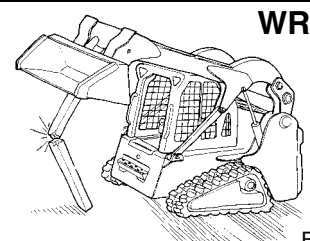
WRONG



B-19111

- Disconnecting or loosening any hydraulic tubing, hose, fitting, component or a part failure can cause lift arms to drop. Do not go under lift arms when raised unless supported by an approved lift arm support device. Replace it if damaged.


WRONG



B-19107

- Never work on loader with lift arms up unless lift arms are held by an approved lift arm support device. Replace if damaged.
- Never modify equipment or add attachments not approved by Bobcat Company.


WRONG



B-19106

- Stop, cool and clean engine of flammable materials before checking fluids.
- Never service or adjust loader with the engine running unless instructed to do so in the manual.
- Avoid contact with leaking hydraulic fluid or diesel fuel under pressure. It can penetrate the skin or eyes.
- Never fill fuel tank with engine running, while smoking or when near open flame.

WRONG



B-19105

- Keep body, jewelry and clothing away from moving parts, electrical contact, hot parts and exhaust.
- Wear eye protection to guard from battery acid, compressed springs, fluids under pressure and flying debris when engines are running or tools are used. Use eye protection approved for type of welding.
- Keep rear door closed except for service. Close and latch door before operating the loader.

WRONG



B-6589

- Lead-acid batteries produce flammable and explosive gases.
- Keep arcs, sparks, flames and lighted tobacco away from batteries.
- Batteries contain acid which burns eyes or skin on contact. Wear protective clothing. If acid contacts body, flush well with water. For eye contact flush well and get immediate medical attention.

Maintenance procedures which are given in the Operation & Maintenance Manual can be performed by the owner/operator without any specific technical training. Maintenance procedures which are **not** in the Operation & Maintenance Manual must be performed **ONLY BY QUALIFIED BOBCAT SERVICE PERSONNEL**. Always use **genuine Bobcat replacement parts**. The Service Safety Training Course is available from your Bobcat dealer.



Bobcat®

ALPHABETICAL INDEX

ADVANCED CONTROL SYSTEM (ACS)	60-01	ENGINE SPECIFICATIONS	SPEC-01
AIR CLEANER	70-01	ENGINE SPEED CONTROL	70-01
AIR CLEANER SERVICE	10-01	ENGINE SPEED CONTROL (SELECTABLE JOYSTICK CONTROL) (SJC)	70-01
AIR CONDITIONING SERVICE	80-01	EVAPORATOR	80-01
AIR CONDITIONING SYSTEM FLOW	80-01	EVAPORATOR/HEATER UNIT	80-01
ALTERNATOR	60-01	EXPANSION VALVE	80-01
BASIC TROUBLESHOOTING	80-01	FAN GEARBOX	10-01
BATTERY	60-01	FLYWHEEL AND HOUSING	70-01
BOBCAT CONTROLLER	60-01	FLYWHEEL RPM SENSOR	60-01
BICS™ SYSTEM	60-01	FRONT AUXILIARY HYD. COUPLER BLOCK	20-01
BLOWER FAN	80-01	FUEL SYSTEM	10-01
BOB-TACH	10-01, 50-01	FUEL TANK	50-01
BRAKE	40-01	GENERAL AIR CONDITIONING SERVICE GUIDELINES	80-01
BUCKET POSITION VALVE	20-01	HEATER COIL	80-01
CALIBRATION (SELECTABLE JOYSTICK CONTROL) (SJC)	60-01	HEATER VALVE	80-01
CHARGE PRESSURE	30-01	HYDRAULIC CONNECTION SPECIFICATIONS..	SPEC-01
COMPONENTS	80-01	HYDRAULIC CONTROL VALVE (1 PIECE CASTING) (ADVANCED CONTROL SYSTEM) (ACS)	20-01
COMPRESSOR	80-01	HYDRAULIC CONTROL VALVE (2 PIECE CASTING) (ADVANCED CONTROL SYSTEM) (ACS)	20-01
CONDENSER	80-01	HYDRAULIC CONTROL VALVE (FOOT CONTROL)	20-01
CONTROL HANDLE	50-01	HYDRAULIC CONTROL VALVE (1 PIECE CASTING) (FOOT CONTROL)	20-01
CONTROL HANDLE (ADVANCED CONTROL SYSTEM) (ACS) SELECTABLE HAND/FOOT CONTROL	50-01	HYDRAULIC CONTROL VALVE (1 PIECE CASTING) (SELECTABLE JOYSTICK CONTROL) (SJC)	20-01
CONTROL HANDLE (SELECTABLE JOYSTICK CONTROL) (SJC)	50-01	HYDRAULIC CONTROL VALVE (2 PIECE CASTING) (SELECTABLE JOYSTICK CONTROL) (SJC)	20-01
CONTROL PANEL (ADJUSTABLE PINTLES)	50-01	HYDRAULIC FILTER HOUSING	20-01
CONTROL PANEL (NON-ADJUSTABLE PINTLES)	50-01	HYDRAULIC FLUID RESERVOIR	20-01
CONTROL PANEL (SELECTABLE JOYSTICK CONTROL) (SJC)	50-01	HYDRAULIC FLUID SPECIFICATIONS	SPEC-01
CONTROL PEDALS	50-01	HYDRAULIC/HYDROSTATIC SYSTEM	10-01
CONTROL PEDALS (ACS)	50-01	HYDRAULIC PUMP	20-01
CONTROLLER (SELECTABLE JOYSTICK CONTROL) (SJC)	60-01	HYDRAULIC PUMP (CHARGE)	20-01
CONVERSIONS	SPEC-01	HYDRAULIC PUMP (HI FLOW)	20-01
COOLING FAN	70-01	HYDRAULIC PUMP (SELECTABLE JOYSTICK CONTROL) (SJC)	20-01
CYLINDER (LIFT)	20-01	HYDRAULIC PUMP (HI FLOW) (SELECTABLE JOYSTICK CONTROL) (SJC)	20-01
CYLINDER (POWER BOB-TACH)	20-01	HYDRAULIC/HYDROSTATIC FILTER	20-01
CYLINDER (TILT)	20-01	HYDRAULIC SYSTEM INFORMATION	20-01
DIAGNOSTICS SERVICE CODES	60-01	HYDROSTATIC MOTOR	30-01
DRIVE BELT	30-01	HYDROSTATIC MOTOR (SELECTABLE JOYSTICK CONTROL) (SJC)	30-01
DRIVE COMPONENTS	40-01	HYDROSTATIC PUMP	30-01
ELECTRICAL/HYDRAULIC CONTROLS REFERENCE	60-01	HYDROSTATIC PUMP (SELECTABLE JOYSTICK CONTROL) (SJC)	30-01
ELECTRICAL/HYDRAULIC CONTROLS REFERENCE (SELECTABLE JOYSTICK CONTROL) (SJC)	60-01	HYDROSTATIC SYSTEM INFORMATION	30-01
ELECTRICAL SYSTEM INFORMATION	60-01	INSTRUMENT PANEL	60-01
ENGINE	70-01	INSIDE ACCESS PANEL	50-01
ENGINE COOLING SYSTEM	10-01	INSIDE ACCESS PANEL (SELECTABLE JOYSTICK CONTROL) (SJC)	50-01
ENGINE LUBRICATION SYSTEM	10-01		

It's a preview. You can download the full file by clicking the link below.

<https://shopservicemanual.com/>

Service Manuals from 2\$