

Workshop Manual

EX25

EX35

EX40

Excavator

HITACHI

INTRODUCTION

SAFETY ALERT SYMBOL AND HEADLINE OF NOTATION

In this manual, the following safety alert symbol and the headline notation are used to arouse importance in safety and technology.



This is the safety symbol. When you see this symbol, be alert to the potential for personal injury.

Never fail to follow the safety instructions prescribed along with the safety alert symbol.

The word "NOTE" is headline to supplement an additional technical information or know-how.

TO UPDATE THE CONTENTS OF THE TECHNICAL MANUAL

The each technical manual is serially numbered and its number is recorded by us with the name of the person who received the technical manual. And they are referred when the delivered technical manuals are required to be revised by up-to-date information as such information must be supplied quickly and correctly.

Please, advise us the name of person who keeps the technical manual and is responsible to keep it up-to-date by sending back to us the slip of the shipping information sheet enclosed in the technical manual.

In case that the personal administration change is made, please inform us of the name of the person who is newly appointed to maintain the technical manual.

TO KEEP CONFIDENTIAL

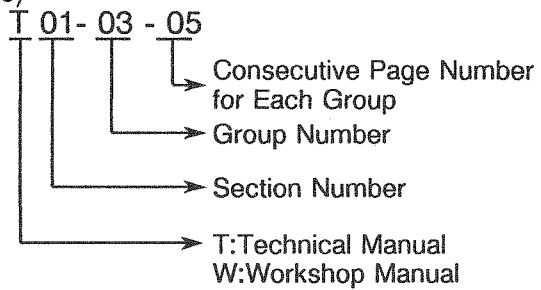
Please, keep the technical informations and know-how contained in the technical manual confidential to the outsiders.

INTRODUCTION

PAGE NUMBER

Each page number is located on the center lower part of the page and has the following meanings:

Example)



Safety

FOLLOW SAFE PROCECURES

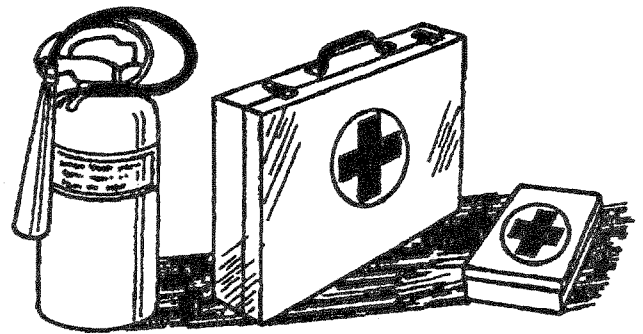
Unsafe work practices are dangerous. Understand service procedure before doing work; do not attempt short-cuts.

PREPARE FOR EMERGENCIES

Be prepared if a fire starts.

Keep a first aid kit and fire extinguisher handy.


Keep emergency numbers for doctors, ambulance service, hospital, and fire department near your telephone.



SA-020

WEAR PROTECTIVE CLOTHING

Wear close fitting clothing and safety equipment appropriate to the job.



SA-023

WORK IN A CLEAN AREA

Before starting a job, clean the work area. Remove objects that may be a safety hazard to the mechanic or bystanders.

It's a preview. You can download the full file by clicking the link below.

<https://shopservicemanual.com/>

Service Manuals from 2\$