


BL-570



Service Manual

S/N 572611001 & Above
B-Series



Doosan purchased Bobcat Company from Ingersoll-Rand Company in 2007. Any reference to Ingersoll-Rand Company or use of trademarks, service marks, logos, or other proprietary identifying marks belonging to Ingersoll-Rand Company in this manual is historical or nominative in nature, and is not meant to suggest a current affiliation between Ingersoll-Rand Company and Bobcat Company or the products of either.



MAINTENANCE SAFETY

WARNING

Instructions are necessary before operating or servicing machine. Read and understand the Operation & Maintenance Manual, Handbook and signs (decals) on machine. Follow warnings and instructions in the manuals when making repairs, adjustments or servicing. Check for correct function after adjustments, repairs or service. Untrained operators and failure to follow instructions can cause injury or death.


W-2003-0199

 **Safety Alert Symbol:** This symbol with a warning statement, means: “Warning, be alert! Your safety is involved!” Carefully read the message that follows.



CORRECT


B-10731


 **Never service the Ingersoll-Rand Loader Backhoe without instructions.**



CORRECT

B-16842



 **Always use an approved lift arm support device when servicing the loader backhoe with the lift arm raised. Replace the lift arm support device if damaged or missing.**

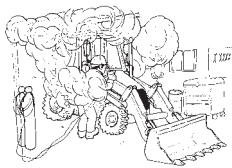
 **Disconnecting or loosening any hydraulic tubeline, hose, fitting component, or part failure can cause lift arms or backhoe boom to drop.**



CORRECT



B-16865

 **Cleaning and maintenance are required daily.**
 **NEVER modify equipment or add attachments not approved by Ingersoll-Rand.**



WRONG



B-16815

 **Have good ventilation when welding or grinding painted parts.**
 **Wear dust mask when grinding painted parts. Toxic dust and gas can be produced.**



WRONG



B-16881


 **Vent exhaust to outside when engine must be run for service.**
 **Exhaust system must be tightly sealed. Exhaust fumes can kill without warning.**



WRONG





B-16826


 **Never work on loader backhoe with lift arms raised unless supported by an approved lift arm support device.**
 **Always lower the backhoe bucket to the ground before doing any maintenance.**



WRONG




B-16885

 **Stop, cool and clean engine of flammable materials before checking fluid.**
 **Never service or adjust machine with the engine running unless instructed to do so in the manual.**
 **Avoid contact with leaking hydraulic fluid or diesel fuel under pressure. It can penetrate the skin or eyes.**
 **Never fill fuel tank with engine running, while smoking or when near open flame.**



WRONG




B-16814

 **Keep body, jewelry and clothing away from moving parts, electrical contacts, hot parts and exhaust.**
 **Wear eye protection to guard from battery acid, compressed springs, fluids under pressure and flying debris when engines are running or tools are used. Use eye protection approved for type of welding.**
 **Keep engine cover closed except for service. Close and latch engine cover before operating the loader backhoe.**



WRONG

B-6589

 **Lead-acid batteries produce flammable and explosive gases.**
 **Keep arcs, sparks, flames and lighted tobacco away from batteries.**
 **Batteries contain acid which burns eyes or skin on contact. Wear protective clothing. If acid contacts body, flush well with water. For eye contact flush well and get immediate medical attention.**

Maintenance procedures which are given in the Operation & Maintenance Manual can be performed by the owner/operator without any specific technical training. Maintenance procedures which are not in the Operation & Maintenance Manual must be performed **ONLY BY QUALIFIED Ingersoll-Rand SERVICE PERSONNEL.** Always use genuine Ingersoll-Rand replacement parts.

MSW18-0602



ALPHABETICAL INDEX

AIR CLEANER	70-01	HYDRAULIC FILTER	20-01
AIR CLEANER SERVICE	10-01	HYDRAULIC FILTER HOUSING	20-01
ALTERNATOR	60-01	HYDRAULIC FLUID RESERVOIR	20-01
ALTERNATOR BELT	10-01	HYDRAULIC SYSTEM INFORMATION	20-01
APPROVED LIFT ARM SUPPORT DEVICE	10-01	HYDRAULIC/HYDROSTATIC FLUID SPECIFICATIONS	SPEC-01
ARM CYLINDER	20-01	HYDRAULIC/HYDROSTATIC SYSTEM	10-01
ARM	50-01	HYDROSTATIC DRIVE MOTOR	30-01
AXLE TOE-IN	10-01	HYDROSTATIC PUMP	30-01
AXLES	10-01	HYDROSTATIC PUMP TESTING	30-01
		HYDROSTATIC SYSTEM INFORMATION	30-01
BACKHOE CONTROL VALVE	20-01		
BACKHOE LOADER SPECIFICATIONS	SPEC-01	INSTRUMENT PANEL	60-01
BACKHOE LOADER TORQUE	SPEC-01		
BATTERY	60-01	LIFT ARMS	50-01
BOB-TACH	50-01	LIFT CYLINDER	20-01
BOB-TACH HAND LEVER	10-01	LIFTING AND BLOCKING THE BACKHOE LOADER	10-01
BOOM	50-01	LOADER CONTROL VALVE	20-01
BOOM CYLINDER	20-01	LUBRICATING THE BACKHOE LOADER	10-01
BOOM LOCK PIN	10-01		
BRAKE PEDAL ASSEMBLY	40-01	MAIN RELIEF VALVE	20-01
BUCKET	50-01	MASTER CYLINDER	20-01
BUCKET CYLINDER	20-01	MUFFLER	70-01
BUCKET POSITIONING LINK	50-01		
		OIL COOLER/RADIATOR	30-01, 70-01
CAB LIGHTS	60-01	OPERATOR CANOPY	50-01
CENTER FLOOR PANEL	50-01	OPERATOR SEAT	50-01
CONVERSIONS	SPEC-01		
DRIVE COUPLER	70-01	PARKING BRAKE HOUSING	40-01
DRIVESHAFT	40-01	PORT RELIEF VALVE (BACKHOE CONTROL VALVE)	20-01
DROP BOX	40-01	PORT RELIEF VALVE (LOADER CONTROL VALVE)	20-01
ELECTRICAL SYSTEM INFORMATION	60-01	REAR AXLE	40-01
ENCLOSED CAB	50-01	RECONDITIONING THE ENGINE	70-01
ENGINE	70-01		
ENGINE COMPONENTS AND TESTING	70-01	SERVICE BRAKE	40-01
ENGINE COOLING SYSTEM	10-01	SERVICE SCHEDULE	10-01
ENGINE COVER	10-01, 50-01	STABILIZER	50-01
ENGINE LUBRICATION SYSTEM	10-01	STABILIZER CYLINDER	20-01
ENGINE SIDE COVERS	50-01	STARTER	60-01
ENGINE SPECIFICATIONS	SPEC-01	STEERING CYLINDER (FRONT & REAR)	20-01
ENGINE SPEED CONTROL	70-01	STEERING PUMP	20-01
		STEERING VALVE	20-01
FENDER	50-01	SWING CYLINDER	20-01
FLOOR PANELS	50-01	SWING FRAME	50-01
FLYWHEEL	70-01	SWING LOCK PIN	10-01
FLYWHEEL HOUSING	70-01		
FRONT AXLE	40-01	TILT CYLINDER	20-01
FRONT LIGHTS	60-01	TIRE MAINTENANCE	10-01
FUEL LEVEL SENDER	60-01	TORQUE SPECIFICATIONS FOR BOLTS	SPEC-01
FUEL SYSTEM	10-01	TOWING THE BACKHOE LOADER	10-01
FUEL TANK	50-01		
GEAR PUMP	20-01		
GRILL	50-01		
GRILL FRAME	50-01		

It's a preview. You can download the full file by clicking the link below.

<https://shopservicemanual.com/>

Service Manuals from 2\$