

V417

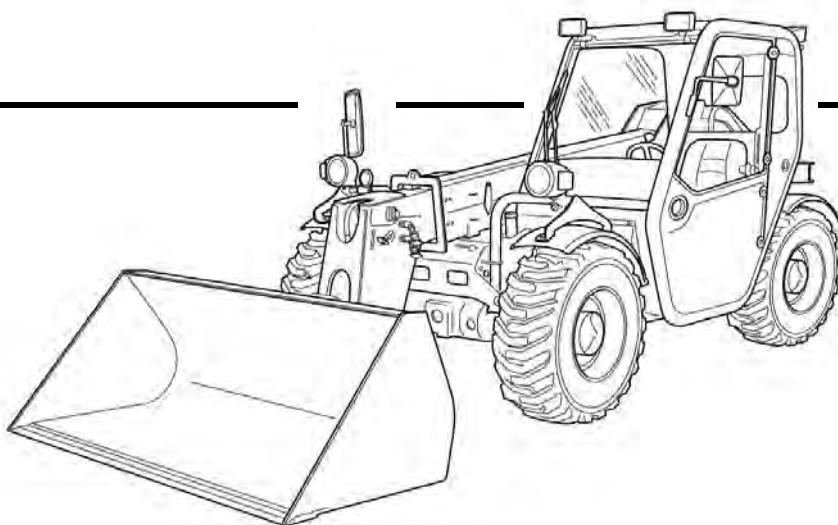


Bobcat®
VersaHANDLER

Service Manual

V417 - S/N A7MK11001 & Above (With Cab)

V417 - S/N A7ML11001 & Above (With Canopy)



MAINTENANCE SAFETY



WARNING

Instructions are necessary before operating or servicing machine. Read and understand the Operation & Maintenance Manual, Operator's Handbook and signs (decals) on machine. Follow warnings and instructions in the manuals when making repairs, adjustments or servicing. Check for correct function after adjustments, repairs or service. Untrained operators and failure to follow instructions can cause injury or death.

W-2003-0807

CORRECT




P-90216

⚠ Never service the Bobcat VersaHANDLER without instructions.



Safety Alert Symbol: This symbol with a warning statement, means: "Warning, be alert! Your safety is involved!" Carefully read the message that follows.


CORRECT



B-16082

⚠ Cleaning and maintenance are required daily.


WRONG



B-16080

⚠ Disconnecting or loosening any hydraulic tubeline, hose, fitting, component or a part failure can cause boom to drop. Do not go under boom when raised unless supported by an approved boom stop. Replace if damaged.


WRONG



B-16079

⚠ Never work on VersaHANDLER with boom up unless boom is held by an approved boom stop. Replace if damaged.
⚠ Never modify equipment or add attachments not approved by Bobcat Company.


WRONG



B-16081

⚠ Have good ventilation when welding or grinding painted parts.
⚠ Wear dust mask when grinding painted parts. Toxic dust and gas can be produced.
⚠ Avoid exhaust fume leaks which can kill without warning. Exhaust system must be tightly sealed.

WRONG



B-16078

⚠ Keep body, jewelry and clothing away from moving parts, electrical contact, hot parts and exhaust.
⚠ Wear eye protection to guard from battery acid, compressed springs, fluids under pressure and flying debris when engines are running or tools are used. Use eye protection approved for type of welding.

WRONG



B-6589

⚠ Lead-acid batteries produce flammable and explosive gases.
⚠ Keep arcs, sparks, flames and lighted tobacco away from batteries.
⚠ Batteries contain acid which burns eyes or skin on contact. Wear protective clothing. If acid contacts body, flush well with water. For eye contact flush well and get immediate medical attention.

Maintenance procedures which are given in the Operation & Maintenance Manual can be performed by the owner/operator without any specific technical training. Maintenance procedures which are **not** in the Operation & Maintenance Manual must be performed **ONLY BY QUALIFIED BOBCAT SERVICE PERSONNEL**. Always use **genuine Bobcat replacement parts**.

MSW12-0409



Bobcat®

ALPHABETICAL INDEX

AIR CLEANER	70-40-01	FUEL SYSTEM.....	70-70-1
AIR CLEANER SERVICE	10-60-01	FRONT AUXILIARY HYDRAULIC PRESSURE RELEASE VALVE	20-200-1
AIR CONDITIONING SERVICE.....	80-90-1	FRONT AXLE	40-30-1
AIR CONDITIONING SYSTEM FLOW	80-10-1	FRONT WIPER MOTOR	60-90-1
ALTERNATOR	60-30-1	FUEL SYSTEM.....	10-80-1
APPROVED BOOM STOP	10-150-1	FUEL TANK	50-80-1
AXLE AND DIFFERENTIAL (FRONT).....	40-20-1		
AXLE AND DIFFERENTIAL (REAR)	40-21-1	GEAR PUMP	20-120-1
AXLE PIVOT FRAME	40-01	GENERAL AIR CONDITIONING SERVICE GUIDELINES ..	80-60-1
AXLE TOE-IN.....	40-40-1		
AXLES (FRONT AND REAR)	10-110-1		
		HEATER ASSEMBLY	80-170-1
BASIC TROUBLESHOOTING	80-50-1	HYDRAULIC CONNECTION SPECIFICATIONS.....	SPEC-50-1
BATTERY.....	60-20-1	HYDRAULIC CONTROL VALVE	20-150-1
BOOM ASSEMBLY	50-30-1	HYDRAULIC/HYDROSTATIC FLUID SPECIFICATIONS. SPEC-	60-1
BRAKE VALVE.....	20-110-1	HYDRAULIC / HYDROSTATIC SYSTEM.....	10-100-1
BUCKET POSITIONING CYLINDER.....	20-30-1	HYDRAULIC RESERVOIR.....	20-130-1
		HYDRAULIC SYSTEM INFORMATION	20-10-1
CAMSHAFT AND TIMING GEARS.....	70-100-1	HYDROSTATIC DRIVE MOTOR	30-30-1
		HYDROSTATIC PUMP	30-40-1
		HYDROSTATIC SYSTEM INFORMATION.....	30-10-1
CANOPY	50-11-1		
COMPONENTS	80-20-1	INCHING SWITCH	60-130-1
COMPRESSOR	80-110-1	INNER BOOM	50-40-1
CONDENSER	80-120-1	INSTRUMENT PANEL.....	60-80-1
CONVERSIONS	SPEC-70-1		
CRANKSHAFT AND PISTONS	70-90-1	JOYSTICK	20-160-1
CYLINDER HEAD	70-80-1	JOYSTICK PANEL.....	50-120-1
DASH COVER/STEERING COLUMN COVER..	50-130-1	LATERAL OPERATOR RESTRAINT SYSTEM (LORS™). 10-	170-1
DIAGNOSTIC SERVICE CODES	60-140-1	LATERAL OPERATOR RESTRAINT SYSTEM (LORS™)...	60-50-1
DRIVE BOX	20-70-1	LIFT CYLINDER	20-20-1
		LIFTING AND BLOCKING THE VERSAHANDLER.....	10-10-1
ENGINE AND ENGINE MOUNTS	70-11-1	LIGHTS.....	60-60-1
ENGINE AND HYDROSTAT ASSEMBLY	70-12-1	LUBRICATION.....	10-120-1
ELECTRICAL SYSTEM INFORMATION	60-10-1	LUBRICATION SYSTEM	70-60-1
ENGINE COOLING SYSTEM.....	10-70-1		
ENGINE COOLING SYSTEM.....	70-50-1		
ENGINE COVER	10-160-1		
ENGINE COVER	50-70-1		
ENGINE LUBRICATION SYSTEM.....	10-01		
ENGINE SPECIFICATIONS.....	SPEC-01		
ENGINE SPEED CONTROL	70-20-1		
EVAPORATOR/BLOWER UNIT.....	80-150-1		
EXPANSION VALVE	80-160-1		
EXTENSION CYLINDER	20-40-1		
FENDER	50-110-1		

It's a preview. You can download the full file by clicking the link below.

<https://shopservicemanual.com/>

Service Manuals from 2\$