

# V623




# Bobcat®

## VersaHANDLER

# Service Manual

(S/N 367111001 - 367113000)

(S/N 367211001 - 367213000)



Doosan purchased Bobcat Company from Ingersoll-Rand Company in 2007. Any reference to Ingersoll-Rand Company or use of trademarks, service marks, logos, or other proprietary identifying marks belonging to Ingersoll-Rand Company in this manual is historical or nominative in nature, and is not meant to suggest a current affiliation between Ingersoll-Rand Company and Bobcat Company or the products of either.





# MAINTENANCE SAFETY




## WARNING

Instructions are necessary before operating or servicing machine. Read and understand the Operation & Maintenance Manual, Operator's Handbook and signs (decals) on machine. Follow warnings and instructions in the manuals when making repairs, adjustments or servicing. Check for correct function after adjustments, repairs or service. Untrained operators and failure to follow instructions can cause injury or death.

W-2003-0903

### CORRECT




B-10731a

⚠ Never service the Bobcat VersaHANDLER without instructions.



**Safety Alert Symbol:** This symbol with a warning statement, means: "Warning, be alert! Your safety is involved!" Carefully read the message that follows.


### CORRECT



B-16082

⚠ Cleaning and maintenance are required daily.


### WRONG



B-16080

⚠ Disconnecting or loosening any hydraulic tubeline, hose, fitting, component or a part failure can cause boom to drop. Do not go under boom when raised unless supported by an approved boom stop. Replace if damaged.


### WRONG



B-16079

⚠ Never work on VersaHANDLER with boom up unless boom is held by an approved boom stop. Replace if damaged.  
⚠ Never modify equipment or add attachments not approved by Bobcat Company.


### WRONG



B-16081

⚠ Have good ventilation when welding or grinding painted parts.  
⚠ Wear dust mask when grinding painted parts. Toxic dust and gas can be produced.  
⚠ Avoid exhaust fume leaks which can kill without warning. Exhaust system must be tightly sealed.

### WRONG



B-16078

⚠ Keep body, jewelry and clothing away from moving parts, electrical contact, hot parts and exhaust.  
⚠ Wear eye protection to guard from battery acid, compressed springs, fluids under pressure and flying debris when engines are running or tools are used. Use eye protection approved for type of welding.

### WRONG



B-6589

⚠ Lead-acid batteries produce flammable and explosive gases.  
⚠ Keep arcs, sparks, flames and lighted tobacco away from batteries.  
⚠ Batteries contain acid which burns eyes or skin on contact. Wear protective clothing. If acid contacts body, flush well with water. For eye contact flush well and get immediate medical attention.

Maintenance procedures which are given in the Operation & Maintenance Manual can be performed by the owner/operator without any specific technical training. Maintenance procedures which are **not** in the Operation & Maintenance Manual must be performed **ONLY BY QUALIFIED BOBCAT SERVICE PERSONNEL**. Always use **genuine Bobcat replacement parts**.

MSW12-0805



**Bobcat®**

## ALPHABETICAL INDEX

AIR CLEANER .....	70-01	HYDRAULIC CONNECTION SPECIFICATION	SPEC-01
AIR CLEANER SERVICE .....	10-01	HYDRAULIC CONTROL VALVE .....	20-01
AIR CONDITIONING SERVICE .....	80-01	HYDRAULIC/HYDROSTATIC FLUID	
AIR CONDITIONING SYSTEM FLOW .....	80-01	SPECIFICATIONS .....	SPEC-01
ALTERNATOR .....	60-01	HYDRAULIC/HYDROSTATIC SYSTEM .....	10-01
AXLE AND DIFFERENTIAL .....	40-01	HYDRAULIC RESERVOIR .....	20-01
AXLE PIVOT FRAME .....	40-01	HYDRAULIC SYSTEM INFORMATION .....	20-01
AXLES (FRONT AND REAR) .....	10-01	HYDROSTATIC DRIVE MOTOR .....	30-01
AXLE TOE-IN .....	40-01	HYDROSTATIC PUMP .....	30-01
		HYDROSTATIC SYSTEM INFORMATION .....	30-01
BASIC TROUBLESHOOTING .....	80-01		
BATTERY .....	60-01	INCHING SWITCH .....	60-01
BOOM ASSEMBLY .....	50-01	INNER BOOM .....	50-01
BOOM STOP .....	10-01	INSTRUMENT PANEL .....	60-01
BRAKE LIGHT SWITCH .....	60-01		
BRAKE VALVE .....	20-01	JOYSTICK .....	20-01, 60-01
BUCKET POSITIONING CYLINDER .....	20-01	JOYSTICK PANEL .....	60-01
COMPONENTS .....	80-01	LIFT CYLINDER .....	20-01
COMPRESSOR .....	80-01	LIFTING AND BLOCKING THE VersaHANDLER ...	10-01
CONDENSER .....	80-01	LIGHTS .....	60-01
CONVERSIONS .....	SPEC-01	LUBRICATION .....	10-01
DASH COVERING/STEERING COLUMN COVER	60-01	MACHINE TORQUE SPECIFICATIONS .....	SPEC-01
DRIVE BOX .....	20-01	MAIN RELIEF VALVE .....	20-01
DRIVE SHAFT .....	40-01	MUFFLER .....	70-01
ELECTRICAL SYSTEM INFORMATION .....	60-01	OIL COOLER .....	30-01
ENGINE AND ENGINE MOUNTS .....	70-01	OPERATOR CAB .....	10-01, 50-01
ENGINE COOLING SYSTEM .....	10-01	OPERATOR SEAT .....	50-01
ENGINE COMPONENTS AND TESTING .....	70-01		
ENGINE COVER .....	10-01, 50-01	PARKING BRAKE .....	40-01
ENGINE/HYDROSTAT ASSEMBLY .....	70-01	PEDAL ASSEMBLY .....	60-01
ENGINE LUBRICATION SYSTEM .....	10-01	PIVOT LINK .....	50-01
ENGINE SPECIFICATIONS .....	SPEC-01	PRESSURE SWITCH .....	80-01
ENGINE SPEED CONTROL .....	70-01		
EVAPORATOR/BLOWER UNIT .....	80-01	QUICK TACH .....	50-01
EXPANSION VALVE .....	80-01	QUICK TACH CYLINDER .....	20-01
EXTENSION CYLINDER .....	20-01		
FAN MOTOR .....	20-01	RADIATOR .....	70-01
FENDER .....	50-01	REAR WEIGHTS .....	50-01
FLYWHEEL AND HOUSING .....	70-01	REAR WIPER MOTOR .....	60-01
FRAME LEVELING CYLINDER .....	20-01	RECEIVER/DRIER .....	80-01
FRONT AXLE .....	40-01	RECONDITIONING THE ENGINE .....	70-01
FRONT AXLE WITH FRAME LEVELING .....	40-01	REGULAR MAINTENANCE .....	80-01
FRONT WIPER MOTOR .....	60-01		
FUEL SYSTEM .....	10-01	SAFETY .....	80-01
FUEL TANK .....	50-01	SERVICE SCHEDULE .....	10-01
		SPARK ARRESTOR MUFFLER .....	10-01
GEAR PUMP .....	20-01	STARTER .....	60-01
GENERAL AIR CONDITIONING SERVICE		STEERING ANGLE ADJUSTMENTS .....	40-01
GUIDELINES .....	80-01	STEERING CYLINDER .....	20-01
		STEERING MODE VALVE BLOCK .....	20-01
HEATER ASSEMBLY .....	80-01	STEERING VALVE .....	20-01
		SWITCH PANEL .....	60-01
		SYSTEM CHARGING & RECLAMATION .....	80-01

It's a preview. You can download the full file by clicking the link below.

<https://shopservicemanual.com/>

Service Manuals from 2\$