


V623



Service Manual

S/N 367113001 & Above (with Cab)
S/N 367213001 & Above (with Cab & Frame Leveling)
S/N 367411001 & Above (with Canopy & Frame Leveling)
S/N 367511001 & Above (with Canopy)



Doosan purchased Bobcat Company from Ingersoll-Rand Company in 2007. Any reference to Ingersoll-Rand Company or use of trademarks, service marks, logos, or other proprietary identifying marks belonging to Ingersoll-Rand Company in this manual is historical or nominative in nature, and is not meant to suggest a current affiliation between Ingersoll-Rand Company and Bobcat Company or the products of either.



MAINTENANCE SAFETY



WARNING

Instructions are necessary before operating or servicing machine. Read and understand the Operation & Maintenance Manual, Operator's Handbook and signs (decals) on machine. Follow warnings and instructions in the manuals when making repairs, adjustments or servicing. Check for correct function after adjustments, repairs or service. Untrained operators and failure to follow instructions can cause injury or death.

W-2003-0903

CORRECT




B-10731a

⚠ Never service the Bobcat VersaHANDLER without instructions.



Safety Alert Symbol: This symbol with a warning statement, means: "Warning, be alert! Your safety is involved!" Carefully read the message that follows.


CORRECT



B-16082

⚠ Cleaning and maintenance are required daily.


WRONG



B-16080

⚠ Disconnecting or loosening any hydraulic tubeline, hose, fitting, component or a part failure can cause boom to drop. Do not go under boom when raised unless supported by an approved boom stop. Replace if damaged.


WRONG



B-16079

⚠ Never work on VersaHANDLER with boom up unless boom is held by an approved boom stop. Replace if damaged.
⚠ Never modify equipment or add attachments not approved by Bobcat Company.


WRONG



B-16081

⚠ Have good ventilation when welding or grinding painted parts.
⚠ Wear dust mask when grinding painted parts. Toxic dust and gas can be produced.
⚠ Avoid exhaust fume leaks which can kill without warning. Exhaust system must be tightly sealed.

WRONG



B-16078

⚠ Keep body, jewelry and clothing away from moving parts, electrical contact, hot parts and exhaust.
⚠ Wear eye protection to guard from battery acid, compressed springs, fluids under pressure and flying debris when engines are running or tools are used. Use eye protection approved for type of welding.

WRONG



B-6589

⚠ Lead-acid batteries produce flammable and explosive gases.
⚠ Keep arcs, sparks, flames and lighted tobacco away from batteries.
⚠ Batteries contain acid which burns eyes or skin on contact. Wear protective clothing. If acid contacts body, flush well with water. For eye contact flush well and get immediate medical attention.

Maintenance procedures which are given in the Operation & Maintenance Manual can be performed by the owner/operator without any specific technical training. Maintenance procedures which are **not** in the Operation & Maintenance Manual must be performed **ONLY BY QUALIFIED BOBCAT SERVICE PERSONNEL**. Always use **genuine Bobcat replacement parts**.

MSW12-0805



Bobcat®

ALPHABETICAL INDEX

ACCUMULATOR.....	20-01	GEAR PUMP.....	20-01
AIR CLEANER	70-01	GENERAL AIR CONDITIONING SERVICE	
AIR CLEANER SERVICE	10-01	GUIDELINES.....	80-01
AIR CONDITIONING SERVICE.....	80-01	HEATER ASSEMBLY	80-01
AIR CONDITIONING SYSTEM FLOW	80-01	HYDRAULIC CONNECTION SPECIFICATION SPEC-01	
ALTERNATOR	60-01	HYDRAULIC CONTROL VALVE	20-01
AXLE AND DIFFERENTIAL (FRONT).....	40-01	HYDRAULIC/HYDROSTATIC FLUID	
AXLE AND DIFFERENTIAL (REAR)	40-01	SPECIFICATIONS.....	SPEC-01
AXLE PIVOT FRAME	40-01	HYDRAULIC/HYDROSTATIC SYSTEM.....	10-01
AXLE TOE-IN.....	40-01	HYDRAULIC RESERVOIR.....	20-01
AXLES (FRONT AND REAR)	10-01	HYDRAULIC SYSTEM INFORMATION	20-01
		HYDROSTATIC DRIVE MOTOR	30-01
BASIC TROUBLESHOOTING	80-01	HYDROSTATIC PUMP	30-01
BATTERY	60-01	HYDROSTATIC SYSTEM INFORMATION.....	30-01
BOOM ASSEMBLY	50-01	INCHING SWITCH	60-01
BOOM STOP	10-01	INNER BOOM	50-01
BRAKE LIGHT SWITCH	60-01	INSTRUMENT PANEL.....	60-01
BRAKE VALVE.....	20-01		
BUCKET POSITIONING CYLINDER.....	20-01	JOYSTICK.....	20-01
		JOYSTICK PANEL.....	50-01
CANOPY	50-01	LATERAL OPERATOR RESTRAINT SYSTEM	
COMPONENTS	80-01	(LORS™).....	10-01, 60-01
COMPRESSOR	80-01	LIFT CYLINDER	20-01
CONDENSER	80-01	LIFTING AND BLOCKING THE VersaHANDLER ...	10-01
CONVERSIONS	SPEC-01	LIGHTS.....	60-01
		LUBRICATION.....	10-01
DASH COVERING/STEERING COLUMN COVER	50-01	MACHINE TORQUE SPECIFICATIONS	SPEC-01
DRIVE BOX	20-01	MAIN RELIEF VALVE	20-01
DRIVESHAFT	40-01	MUFFLER.....	70-01
ELECTRICAL SYSTEM INFORMATION	60-01	OIL COOLER.....	30-01
ENGINE AND ENGINE MOUNTS	70-01	OPERATOR CAB	10-01, 50-01
ENGINE COMPONENTS AND TESTING	70-01	OPERATOR SEAT	50-01
ENGINE COOLING SYSTEM.....	10-01		
ENGINE COVER	10-01, 50-01	PARKING BRAKE.....	20-01, 30-01
ENGINE/HYDROSTAT ASSEMBLY	70-01	PEDAL ASSEMBLY	60-01
ENGINE LUBRICATION SYSTEM.....	10-01	PIVOT LINK.....	50-01
ENGINE SPECIFICATIONS.....	SPEC-01	PORT RELIEF VALVES.....	20-01
ENGINE SPEED CONTROL	70-01	PRESSURE REDUCING VALVE.....	20-01
EVAPORATOR/BLOWER UNIT.....	80-01	PRESSURE SWITCH.....	80-01
EXPANSION VALVE	80-01		
EXTENSION CYLINDER	20-01	QUICK TACH.....	50-01
		QUICK TACH CYLINDER.....	20-01
FAN MOTOR.....	20-01	RADIATOR	70-01
FENDER	50-01	REAR AXLE	40.01
FLOW CONTROL VALVE	20-01	REAR WEIGHTS.....	50-01
FLYWHEEL AND HOUSING.....	70-01	REAR WIPER MOTOR.....	60-01
FRAME LEVELING CYLINDER.....	20-01	RECEIVER/DRIER	80-01
FRONT AUXILIARY HYDRAULIC PRESSURE		RECONDITIONING THE ENGINE	70-01
RELEASE VALVE	20-01	REGULAR MAINTENANCE	80-01
FRONT AXLE	40-01		
FRONT AXLE WITH FRAME LEVELING	40-01		
FRONT WIPER MOTOR.....	60-01		
FUEL SYSTEM	10-01		
FUEL TANK.....	50-01		

It's a preview. You can download the full file by clicking the link below.

<https://shop servicemanual.com/>

Service Manuals from 2\$