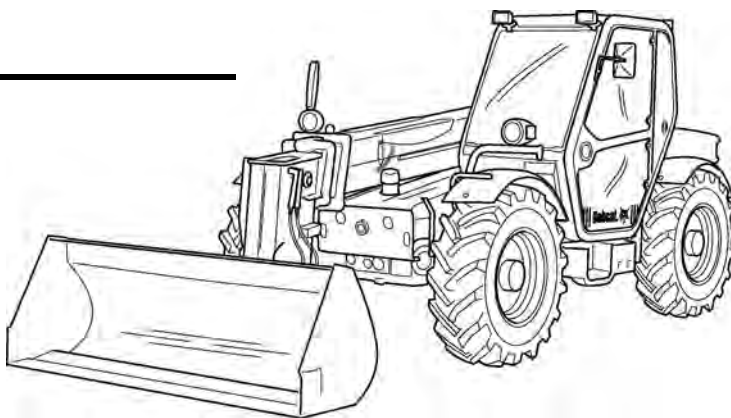


# V638



# Service Manual

**S/N A2ZV11001 & Above (with Cab)**  
**S/N A2ZW11001 & Above (with Canopy)**





# MAINTENANCE SAFETY




## WARNING

Instructions are necessary before operating or servicing machine. Read and understand the Operation & Maintenance Manual, Operator's Handbook and signs (decals) on machine. Follow warnings and instructions in the manuals when making repairs, adjustments or servicing. Check for correct function after adjustments, repairs or service. Untrained operators and failure to follow instructions can cause injury or death.

W-2003-0903

### CORRECT




B-10731a

- Never service the Bobcat VersaHANDLER without instructions.



**Safety Alert Symbol:** This symbol with a warning statement, means: "Warning, be alert! Your safety is involved!" Carefully read the message that follows.


### CORRECT



B-16082

- Cleaning and maintenance are required daily.


### WRONG



B-16080

- Disconnecting or loosening any hydraulic tubeline, hose, fitting, component or a part failure can cause boom to drop. Do not go under boom when raised unless supported by an approved boom stop. Replace if damaged.


### WRONG



B-16079

- Never work on VersaHANDLER with boom up unless boom is held by an approved boom stop. Replace if damaged.
- Never modify equipment or add attachments not approved by Bobcat Company.


### WRONG



B-16081

- Have good ventilation when welding or grinding painted parts.
- Wear dust mask when grinding painted parts. Toxic dust and gas can be produced.
- Avoid exhaust fume leaks which can kill without warning. Exhaust system must be tightly sealed.

### WRONG



B-16078

- Keep body, jewelry and clothing away from moving parts, electrical contact, hot parts and exhaust.
- Wear eye protection to guard from battery acid, compressed springs, fluids under pressure and flying debris when engines are running or tools are used. Use eye protection approved for type of welding.

### WRONG



B-6589

- Lead-acid batteries produce flammable and explosive gases.
- Keep arcs, sparks, flames and lighted tobacco away from batteries.
- Batteries contain acid which burns eyes or skin on contact. Wear protective clothing. If acid contacts body, flush well with water. For eye contact flush well and get immediate medical attention.

Maintenance procedures which are given in the Operation & Maintenance Manual can be performed by the owner/operator without any specific technical training. Maintenance procedures which are **not** in the Operation & Maintenance Manual must be performed **ONLY BY QUALIFIED BOBCAT SERVICE PERSONNEL**. Always use **genuine Bobcat replacement parts**.

MSW12-0805



**Bobcat®**

## ALPHABETICAL INDEX

ACCUMULATOR .....	20-01	FUEL SYSTEM.....	10-01
AIR CLEANER .....	70-01	FUEL TANK.....	50-01
AIR CLEANER SERVICE .....	10-01		
AIR CONDITIONING SERVICE.....	80-01	GEAR PUMP .....	20-01
AIR CONDITIONING SYSTEM FLOW .....	80-01	GENERAL AIR CONDITIONING SERVICE	
AIR INTAKE COWLING .....	50-01	GUIDELINES.....	80-01
ALTERNATOR.....	60-01		
APPROVED BOOM STOP .....	10-01	HEATER ASSEMBLY .....	80-01
ATTACHMENT FRAME .....	10-01	HYDRAULIC CONNECTION SPECS .....	SPEC-01
AXLES (FRONT AND REAR) .....	10-01	HYDRAULIC CONTROL VALVE.....	20-01
AXLE AND DIFFERENTIAL (FRONT) .....	40-01	HYDRAULIC RESERVOIR.....	20-01
AXLE AND DIFFERENTIAL (REAR) .....	40-01	HYDRAULIC / HYDROSTATIC FLUID	
AXLE TOE-IN.....	40-01	SPECIFICATIONS.....	SPEC-01
		HYDRAULIC / HYDROSTATIC SYSTEM .....	10-01
BASIC TROUBLESHOOTING .....	80-01	HYDRAULIC SYSTEM INFORMATION.....	20-01
BATTERY .....	60-01	HYDROSTATIC DRIVE MOTOR .....	30-01
BOOM TRAY .....	50-01	HYDROSTATIC PUMP .....	30-01
BRAKE LIGHT SWITCH .....	60-01	HYDROSTATIC SYSTEM INFORMATION .....	30-01
BRAKE VALVE .....	20-01		
BUCKET POSITION CYLINDER .....	20-01	INCHING SWITCH .....	60-01
		INSTRUMENT PANEL .....	60-01
CANOPY .....	50-01	INTERMEDIATE BOOM .....	50-01
CHAIN CHECKING AND ADJUSTING			
PROCEDURE .....	10-01, 50-01	JOYSTICK.....	20-01
COMPONENTS .....	80-01	JOYSTICK PANEL .....	50-01
COMPRESSOR .....	80-01		
CONDENSER .....	80-01	LATERAL OPERATOR RESTRAINT SYSTEM	
CONVERSIONS .....	SPEC-01	(LORS) .....	10-01, 60-01
		LIFT CYLINDER .....	20-01
DASH COVER/STEERING COLUMN COVER.....	50-01	LIFTING AND BLOCKING THE VERSAHANDLER	10-01
DRIVE BOX .....	20-01	LIGHTS .....	60-01
DRIVESHAFT .....	40-01	LUBRICATION .....	10-01
ELECTRICAL SYSTEM INFORMATION .....	60-01	MACHINE TORQUE SPECIFICATIONS.....	SPEC-01
END BOOM .....	50-01	MAIN RELIEF VALVE .....	20-01
ENGINE AND ENGINE MOUNTS .....	70-01	MUFFLER.....	70-01
ENGINE COMPONENTS AND TESTING .....	70-01	OIL COOLER/RADIATOR .....	30-01, 70-01
ENGINE COOLING SYSTEM.....	10-01	OPERATOR CAB .....	50-01
ENGINE COVER .....	10-01, 50-01	OPERATOR CAB/CANOPY .....	10-01
ENGINE/HYDROSTAT ASSEMBLY.....	70-01	OPERATOR SEAT .....	50-01
ENGINE LUBRICATION SYSTEM .....	10-01		
ENGINE SPECIFICATIONS .....	SPEC-01	PARKING BRAKE .....	20-01, 40-01
ENGINE SPEED CONTROL .....	70-01	PEDAL ASSEMBLY .....	60-01
ENGINE TIMING.....	70-01	PIVOT LINK.....	50-01
EVAPORATOR/BLOWER UNIT .....	80-01	PORT RELIEF VALVES .....	20-01
EXPANSION VALVE .....	80-01	PRESSURE SWITCH.....	80-01
EXTENSION CYLINDER .....	20-01	PRESSURE REDUCING VALVE .....	20-01
FAN MOTOR .....	20-01	QUICK-TACH .....	50-01
FENDER .....	50-01	QUICK TACH CYLINDER .....	20-01
FIXED BOOM .....	50-01		
FLOW CONTROL VALVE .....	20-01		
FRAME LEVELING CYLINDER.....	20-01		
FRAME LEVELING SPEED SWITCH.....	60-01		
FLYWHEEL AND HOUSING .....	70-01		
FRONT AXLE .....	40-01		
FRONT WIPER MOTOR .....	60-01		

It's a preview. You can download the full file by clicking the link below.

<https://shopservicemanual.com/>

Service Manuals from 2\$