


V723



Service Manual

S/N 367810501, 367811001 & Above (with Cab)
S/N 368011001 & Above (with Cab & Frame Leveling)
S/N 368110501, 368111001 & Above (with Canopy & Frame Leveling)



Doosan purchased Bobcat Company from Ingersoll-Rand Company in 2007. Any reference to Ingersoll-Rand Company or use of trademarks, service marks, logos, or other proprietary identifying marks belonging to Ingersoll-Rand Company in this manual is historical or nominative in nature, and is not meant to suggest a current affiliation between Ingersoll-Rand Company and Bobcat Company or the products of either.



MAINTENANCE SAFETY




WARNING

Instructions are necessary before operating or servicing machine. Read and understand the Operation & Maintenance Manual, Operator's Handbook and signs (decals) on machine. Follow warnings and instructions in the manuals when making repairs, adjustments or servicing. Check for correct function after adjustments, repairs or service. Untrained operators and failure to follow instructions can cause injury or death.

W-2003-0903

CORRECT




B-10731a

- ⚠ Never service the Bobcat VersaHANDLER without instructions.



Safety Alert Symbol: This symbol with a warning statement, means: "Warning, be alert! Your safety is involved!" Carefully read the message that follows.


CORRECT



B-16082

- ⚠ Cleaning and maintenance are required daily.


WRONG



B-16080

- ⚠ Disconnecting or loosening any hydraulic tubeline, hose, fitting, component or a part failure can cause boom to drop. Do not go under boom when raised unless supported by an approved boom stop. Replace if damaged.


WRONG



B-16079

- ⚠ Never work on VersaHANDLER with boom up unless boom is held by an approved boom stop. Replace if damaged.
- ⚠ Never modify equipment or add attachments not approved by Bobcat Company.


WRONG



B-16081

- ⚠ Have good ventilation when welding or grinding painted parts.
- ⚠ Wear dust mask when grinding painted parts. Toxic dust and gas can be produced.
- ⚠ Avoid exhaust fume leaks which can kill without warning. Exhaust system must be tightly sealed.

WRONG



B-16078

- ⚠ Keep body, jewelry and clothing away from moving parts, electrical contact, hot parts and exhaust.
- ⚠ Wear eye protection to guard from battery acid, compressed springs, fluids under pressure and flying debris when engines are running or tools are used. Use eye protection approved for type of welding.

WRONG



B-6589

- ⚠ Lead-acid batteries produce flammable and explosive gases.
- ⚠ Keep arcs, sparks, flames and lighted tobacco away from batteries.
- ⚠ Batteries contain acid which burns eyes or skin on contact. Wear protective clothing. If acid contacts body, flush well with water. For eye contact flush well and get immediate medical attention.

Maintenance procedures which are given in the Operation & Maintenance Manual can be performed by the owner/operator without any specific technical training. Maintenance procedures which are **not** in the Operation & Maintenance Manual must be performed **ONLY BY QUALIFIED BOBCAT SERVICE PERSONNEL**. Always use **genuine Bobcat replacement parts**.

MSW12-0805



Bobcat®

ALPHABETICAL INDEX

ACCUMULATOR.....	20-01	DRIVE BOX (FOR 367812001 & ABOVE, S/N 368012001 & ABOVE, S/N 368112001 & ABOVE).....	20-01
AIR CLEANER	70-01	DRIVESHAFT	40-01
AIR CLEANER SERVICE	10-01	ELECTRICAL SYSTEM INFORMATION.....	60-01
AIR CONDITIONING SERVICE.....	80-01	ENGINE AND ENGINE MOUNTS.....	70-01
AIR CONDITIONING SYSTEM FLOW	80-01	ENGINE COMPONENTS AND TESTING	70-01
AIR INTAKE COWLING	50-01	ENGINE COOLING SYSTEM	10-01
ALTERNATOR	60-01	ENGINE COVER	10-01, 50-01
APPROVED BOOM STOP	10-01	ENGINE/HYDROSTAT ASSEMBLY	70-01
AXLE AND DIFFERENTIAL (FRONT) (FOR S/N 367811001-367812000, S/N 368011001-368012000 AND S/N 368111001-368112000)	40-01	ENGINE LUBRICATION SYSTEM	10-01
AXLE AND DIFFERENTIAL (FRONT) (FOR S/N 367812001 & ABOVE, S/N 368012001 & ABOVE, S/N 368112001 & ABOVE)	40-01	ENGINE SPECIFICATIONS	SPEC-01
AXLE AND DIFFERENTIAL (REAR) (FOR S/N 367811001-367812000, S/N 368011001-368012000 AND S/N 368111001-368112000)	40-01	ENGINE SPEED CONTROL	70-01
AXLE AND DIFFERENTIAL (REAR) (FOR S/N 367812001 & ABOVE, S/N 368012001 & ABOVE, S/N 368112001 & ABOVE)	40-01	ENGINE TIMING	70-01
AXLES (FRONT AND REAR) (FOR S/N 36781001- 367812000, S/N 368011001-368012000, S/N 368111001-368112000)	10-01	EVAPORATOR/BLOWER UNIT	80-01
AXLES (FRONT AND REAR) (FOR S/N 368112001 & ABOVE, S/N 368012001 & ABOVE, S/N 368112001 & ABOVE)	10-01	EXPANSION VALVE	80-01
AXLE PIVOT FRAME (FOR S/N 367811001-367812000, S/N 368011001-368012000 AND S/N 368111001-368112000)	40-01	EXTENSION CYLINDER.....	20-01
AXLE TOE-IN (FOR S/N 367811001-367812000, S/N 368011001-368012000, (S/N 368111001-368112000)	40-01	FAN MOTOR	20-01
AXLE TOE-IN (FOR S/N 367812001 & ABOVE, S/N 368012001 & ABOVE, S/N 368112001 & ABOVE)	40-01	FENDER.....	50-01
BASIC TROUBLESHOOTING	80-01	FLOW CONTROL VALVE	20-01
BATTERY	60-01	FRAME LEVELING CYLINDER	20-01
BOOM ASSEMBLY	50-01	FRAME LEVELING SPEED SWITCH	60-01
BRAKE LIGHT SWITCH	60-01	FLYWHEEL AND HOUSING	70-01
BRAKE VALVE.....	20-01	FRONT AXLE (FOR S/N 367812001 & ABOVE, S/N 368012001 & ABOVE, S/N 368112001 & ABOVE).....	40-01
BUCKET POSITION CYLINDER	20-01	FRONT AXLE WITH FRAME LEVELING (FOR 368011001-368012000 AND S/N 368111001-368112000)	40-01
CANOPY	50-01	FRONT AXLE WITHOUT FRAME LEVELING (FOR 367811001-367812000).....	40-01
COMPONENTS	80-01	FRONT WIPER MOTOR	60-01
COMPRESSOR	80-01	FUEL SYSTEM.....	10-01
CONDENSER	80-01	FUEL TANK	50-01
CONVERSIONS	SPEC-01	GEAR PUMP	20-01
DASH COVER/STEERING COLUMN COVER.....	50-01	GENERAL AIR CONDITIONING SERVICE GUIDELINES.....	80-01
DRIVE BOX (FOR 367811001-367812000, S/N 368011001-368012000) AND S/N 368111001-368112000)	20-01	HEATER ASSEMBLY	80-01
		HYDRAULIC CONNECTION SPECS	SPEC-01
		HYDRAULIC CONTROL VALVE	20-01
		HYDRAULIC RESERVOIR.....	20-01
		HYDRAULIC / HYDROSTATIC FLUID SPECIFICATIONS.....	SPEC-01
		HYDRAULIC / HYDROSTATIC SYSTEM.....	10-01
		HYDRAULIC SYSTEM INFORMATION	20-01
		HYDROSTATIC DRIVE MOTOR	30-01
		HYDROSTATIC PUMP	30-01
		HYDROSTATIC SYSTEM INFORMATION	30-01
		INCHING SWITCH	60-01
		INNER BOOM	50-01
		INSTRUMENT PANEL.....	60-01

It's a preview. You can download the full file by clicking the link below.

<https://shopservicemanual.com/>

Service Manuals from 2\$