

# WSM

---

WORKSHOP MANUAL  
**TRACTOR**

**M4900, M5700**

---

**Kubota**

## TO THE READER

This Workshop Manual has been prepared to provide servicing personnel with information on the mechanism, service and maintenance of KUBOTA Tractors M4900 and M5700. It is divided into two parts, "Mechanism" and "Servicing" for each section.

### ■ Mechanism

Information on the construction and function are included. This part should be understood before proceeding with troubleshooting, disassembling and servicing.

### ■ Servicing

Under the heading "General" section comes general precautions, check and maintenance and special tools. Other section, there are troubleshooting, servicing specification lists, checking and adjusting, disassembling and assembling, and servicing which cover procedures, precautions, factory specifications and allowable limits.

All information, illustrations and specifications contained in this manual are based on the latest production information available at the time of publication.

The right is reserved to make changes in all information at any time without notice.

June 2000

© KUBOTA Corporation 2000

12370Z00010

## SAFETY FIRST

This symbol, the industry's "Safety Alert Symbol", is used throughout this manual and decals on the machine itself to warn of the possibility of personal injury. Read these instructions carefully.

It is essential that you read the instructions and safety regulations before you attempt to repair or use this unit.



**DANGER** : Indicates an imminently hazardous situation which, if not avoided, will result in death or serious injury.



**WARNING** : Indicates a potentially hazardous situation which, if not avoided, could result in death or serious injury.



**CAUTION** : Indicates a potentially hazardous situation which, if not avoided, may result in minor or moderate injury.

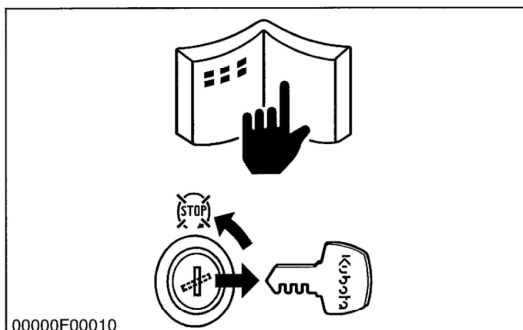


**IMPORTANT** : Indicates that equipment or property damage could result if instructions are not followed.



**NOTE** : Gives helpful information.

00000Z00010




00000F00010

### BEFORE SERVICING AND REPAIRING

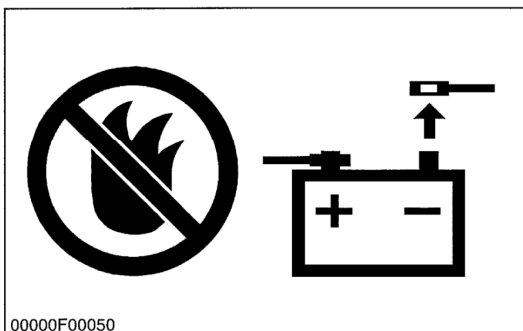
- (1) Read all instructions and safety instructions in this manual and on your machine safety decals.
- (2) Clean the work area and machine.
- (3) Park the machine on a firm and level ground, and set the parking brake.
- (4) Lower the implement to the ground.
- (5) Stop the engine, and remove the key.
- (6) Disconnect the battery negative cable.
- (7) Hang a "DO NOT OPERATE" tag in operator station.

00000Z00020

**SAFETY STARTING**


- (1) Do not start the engine by shorting across starter terminals or bypassing the safety start switch.
- (2) Do not alter or remove any part of machine safety system.
- (3) Before starting the engine, make sure that all shift levers are in neutral positions or in disengaged positions.
- (4) Never start the engine while standing on ground. Start the engine only from operator's seat.

00000Z00030

**AVOID FIRES**

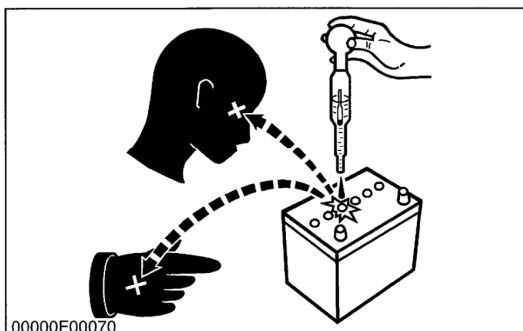
- (1) Fuel is extremely flammable and explosive under certain conditions. Do not smoke or allow flames or sparks in your working area.
- (2) To avoid sparks from an accidental short circuit, always disconnect the battery negative cable first and connect it last.
- (3) Battery gas can explode. Keep sparks and open flame away from the top of battery, especially when charging the battery.
- (4) Make sure that no fuel has been spilled on the engine.

00000Z00050

**VENTILATE WORK AREA**


- (1) If the engine must be running to do some work, make sure the area is well ventilated. Never run the engine in a closed area. The exhaust gas contains poisonous carbon monoxide.

00000Z00060

**PREVENT ACID BURNS**

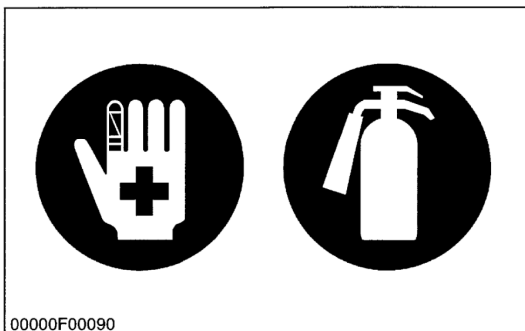
- (1) Sulfuric acid in battery electrolyte is poisonous. It is strong enough to burn skin, clothing and cause blindness if splashed into eyes. Keep electrolyte away from eyes, hands and clothing. If you spill electrolyte on yourself, flush with water, and get medical attention immediately.

00000Z00070

**DISPOSE OF FLUIDS PROPERLY**

- (1) Do not pour fluids into the ground, down a drain, or into a stream, pond, or lake. Observe relevant environmental protection regulations when disposing of oil, fuel, coolant, electrolyte and other harmful waste.

00000Z00080

**PREPARE FOR EMERGENCIES**

- (1) Keep a first aid kit and fire extinguisher handy at all times.
- (2) Keep emergency numbers for doctors, ambulance service, hospital and fire department near your telephone.

00000Z00090

It's a preview. You can download the full file by clicking the link below.

<https://shopservicemanual.com/>

Service Manuals from 2\$