

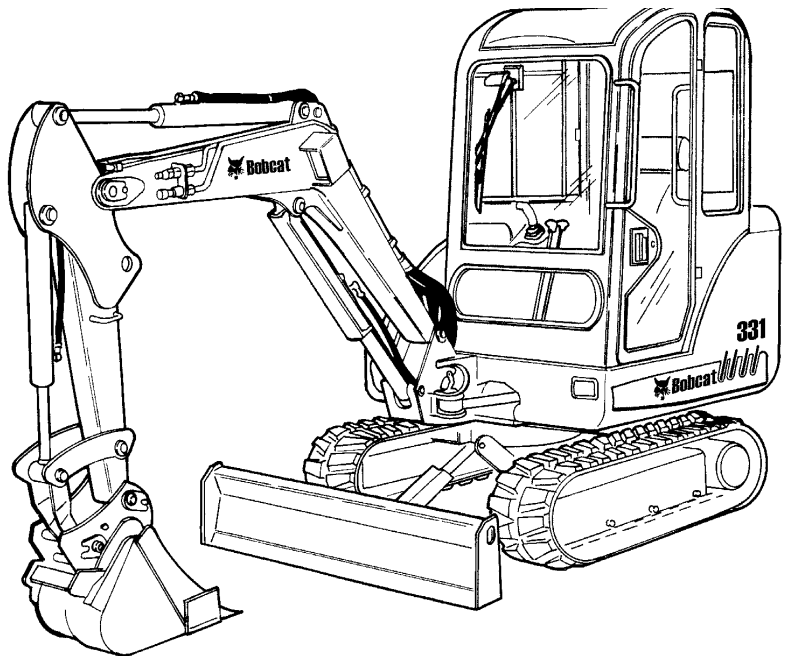
**331  
331E  
334**



**Bobcat®**

# **Service Manual**

**331 - S/N 234313000 & Above  
331E - S/N 234412000 & Above  
334 - S/N 234513000 & Above  
(G Series)**





# MAINTENANCE SAFETY




## WARNING

Instructions are necessary before operating or servicing machine. Read and understand the Operation & Maintenance Manual, Operator's Handbook and signs (decals) on machine. Follow warnings and instructions in the manuals when making repairs, adjustments or servicing. Check for correct function after adjustments, repairs or service. Untrained operators and failure to follow instructions can cause injury or death.

W-2003-0807




**Safety Alert Symbol:** This symbol with a warning statement, means: "Warning, be alert! Your safety is involved!" Carefully read the message that follows.




P-90216

- ⚠ Never service the Bobcat Excavator without instructions.




B-19964

- ⚠ Use the correct procedure to lift and support the excavator.



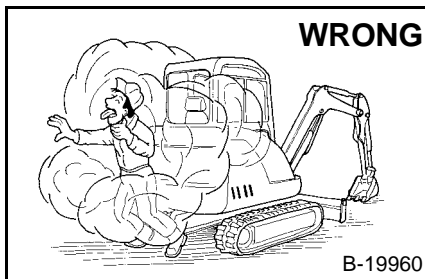
B-19959

- ⚠ Cleaning and maintenance are required daily.




B-19965

- ⚠ Have good ventilation when welding or grinding painted parts.
- ⚠ Wear dust mask when grinding painted parts. Toxic dust and gas can be produced.




B-19960

- ⚠ Vent exhaust to outside when engine must be run for service.
- ⚠ Exhaust system must be tightly sealed. Exhaust fumes can kill without warning.




B-19966

- ⚠ Always lower the bucket and blade to the ground before doing any maintenance.
- ⚠ Never modify equipment or add attachments not approved by Bobcat Company.




B-19962

- ⚠ Stop, cool and clean engine of flammable materials before checking fluids.
- ⚠ Never service or adjust machine with the engine running unless instructed to do so in the manual.
- ⚠ Avoid contact with leaking hydraulic fluid or diesel fuel under pressure. It can penetrate the skin or eyes.
- ⚠ Never fill fuel tank with engine running, while smoking, or when near open flame.



B-19958

- ⚠ Keep body, jewelry and clothing away from moving parts, electrical contact, hot parts and exhaust.
- ⚠ Wear eye protection to guard from battery acid, compressed springs, fluids under pressure and flying debris when engines are running or tools are used. Use eye protections approved for type of welding.
- ⚠ Keep tailgate closed except for service. Close and latch tailgate before operating the excavator.



B-19798

- ⚠ Lead-acid batteries produce flammable and explosive gases.
- ⚠ Keep arcs, sparks, flames and lighted tobacco away from batteries.
- ⚠ Batteries contain acid which burns eyes or skin on contact.
- ⚠ Wear protective clothing. If acid contacts body, flush well with water. For eye contact flush well and get immediate medical attention.

Maintenance procedures which are given in the Operation & Maintenance Manual can be performed by the owner/operator without any specific technical training. Maintenance procedures which are **not** in the Operation & Maintenance Manual must be performed **ONLY BY QUALIFIED BOBCAT SERVICE PERSONNEL**. Always use genuine Bobcat replacement parts. The Service Safety Training Course is available from your Bobcat dealer.



**Bobcat®**

## ALPHABETICAL INDEX

AIR CLEANER .....	60-01	FUEL LEVEL SENDER .....	50-01
AIR CLEANER SERVICE .....	10-01	FUEL SYSTEM.....	10-01
AIR CONDITIONING SERVICE .....	70-01	FUEL TANK .....	40-01
AIR CONDITIONING SYSTEM FLOW .....	70-01		
ALTERNATOR .....	50-01	GENERAL AIR CONDITIONING SERVICE	
ARM CYLINDER .....	20-01	GUIDELINES .....	70-01
BASIC TROUBLESHOOTING .....	70-01	HEATER COIL .....	70-01
BATTERY .....	50-01	HEATER A/C FAN .....	70-01
BLADE .....	30-01	HEATER AIR FILTER	
BLADE CONTROL .....	40-01	(WITH CAB OPTION ONLY) .....	10-01
BLADE CYLINDER .....	20-01	HEATER VALVE .....	70-01
BOOM .....	40-01	HORN .....	40-01
BOOM CYLINDER .....	20-01	HYDRAULIC CONTROL VALVE .....	20-01
BOOM SWING CYLINDER .....	20-01	HYDRAULIC CONNECTION SPECS .....	SPEC-01
BOOM SWING LOCK VALVE .....	20-01	HYDRAULIC FLUID SPECIFICATIONS.....	SPEC-01
BUCKET .....	40-01	HYDRAULIC FILTER MOUNT .....	20-01
BUCKET CYLINDER .....	20-01	HYDRAULIC PUMP .....	20-01
		HYDRAULIC RESERVOIR.....	20-01
CAB.....	40-01	HYDRAULIC SYSTEM .....	10-01
CASE DRAIN FILTER .....	20-01	HYDRAULIC SYSTEM INFORMATION .....	20-01
CLAMP .....	40-01	HYDRAULIC X-CHANGE VALVE .....	20-01
CLAMP CYLINDER .....	20-01	LEFT CONTROL LEVER (JOYSTICK) .....	20-01
COMPONENTS .....	70-01	LEFT CONSOLE .....	40-01
COMPRESSOR .....	70-01	LIFTING AND BLOCKING THE EXCAVATOR .....	10-01
CONDENSOR .....	70-01	LIFTING THE EXCAVATOR .....	10-01
CONVERSIONS .....	SPEC-01	LIGHTS.....	50-01
CONTROL PATTERN SELECTOR VALVE .....	20-01	LUBRICATION OF THE HYDRAULIC	
CROSS PORT RELIEF VALVES .....	20-01	EXCAVATOR .....	10-01
DIAGNOSTICS SERVICE CODES.....	50-01	MAGNETIC LOCKOUT SENSOR .....	50-01
DIRECT TO TANK VALVE .....	20-01	MAIN RELIEF VALVE .....	20-01
DELUXE INSTRUMENT PANEL SETUP.....	50-01	MANIFOLD ASSEMBLY/ACCUMULATOR .....	20-01
ELECTRICAL SYSTEM INFORMATION .....	50-01	OIL COOLER.....	20-01
ENGINE .....	60-01	OPERATOR CAB (ROPS/TOPS) .....	10-01
ENGINE ACCESSORY DRIVE BELT .....	10-01		
ENGINE COMPONENTS AND TESTING .....	60-01	PORT RELIEF VALVES.....	20-01
ENGINE COOLING SYSTEM.....	10-01	PRESSURE REDUCING VALVE.....	20-01
ENGINE FLYWHEEL .....	60-01	PRESSURE RELIEF VALVE .....	70-01
ENGINE LUBRICATION SYSTEM.....	10-01	PRESSURE SWITCH .....	70-01
ENGINE SPECIFICATIONS.....	SPEC-01		
ENGINE SPEED CONTROL .....	40-01	RADIATOR .....	60-01
EXTENDIBLE ARM .....	40-01	RECEIVER/DRIER .....	70-01
EVAPORATOR.....	70-01	RECONDITIONING THE ENGINE .....	60-01
EVAPORATOR/HEATER UNIT .....	70-01	REGULAR MAINTENANCE .....	70-01
EXPANSION VALVE .....	70-01	RIGHT CONTROL LEVER (JOYSTICK) .....	20-01
EXTENDIBLE ARM CYLINDER .....	20-01	RIGHT CONSOLE .....	40-01
		RIGHT PEDAL AND LINKAGE .....	40-01
FLOORMAT AND FLOOR PANELS .....	40-01	RIGHT SIDE COVER .....	10-01, 40-01
FUEL, COOLANT AND LUBRICANTS .....	SPEC-01	ROPS CANOPY.....	40-01

Continued On Next Page

It's a preview. You can download the full file by clicking the link below.

<https://shopservicemanual.com/>

Service Manuals from 2\$